



# Kurrajong Pony Club Inc.

## STOCKMANS CHALLENGE

Saturday 20th July 2024 – Pittsworth Showgrounds

(PIC# QEPW0235)

Starting time 9am

*Canteen available*

<b><u>OFFICIAL EVENTS</u></b> Pattern 2/Utility Pattern (Kurrajong Stockmans Challenge)/Wet Work Pattern 2/Utility Pattern (Kurrajong Stockmans Challenge)/Wet Work Pattern 3/Utility Pattern (Kurrajong Stockmans Challenge)/Wet Work Pattern 3/Utility Pattern (Kurrajong Stockmans Challenge)/Wet Work Pattern 3/Utility Pattern (Kurrajong Stockmans Challenge)/Wet Work Pattern 3/Utility Pattern (Kurrajong Stockmans Challenge)/Wet Work	<b><u>AGE GROUPS</u></b> 8-10 Years 11-12 Years 13-14 Years 15-16 Years 17-25 Years Seniors
<b><u>ENCOURAGEMENT EVENTS</u></b> Pattern 1/Utility Pattern (Kurrajong Stockmans Challenge)/Flag Cut Out Pattern 2/Utility Pattern (Kurrajong Stockmans Challenge)/Flag Cut Out Pattern 2/Utility Pattern (Kurrajong Stockmans Challenge)/Flag Cut Out	<b><u>AGE GROUPS</u></b> 12 & Under 13-16 Years 17+ Years
<b><u>TROPHIES/PRIZES</u></b> <ul style="list-style-type: none"><li>▪ Ribbons 1<sup>st</sup> to 5<sup>th</sup> place in each event round</li><li>▪ Sashes 1<sup>st</sup>– 5<sup>th</sup> overall</li><li>▪ <b>Kurrajong Stockman's Challenge– <i>Tom Burbury Memorial Award</i></b> Trophy for fastest Junior 12 years and under Trophy for fastest Senior 13 to 25 years</li></ul>	

### **NOMINATIONS:**

via NOMINATE (link to be shared once established)

- Official Events \$45 including cattle levy & first aid
- Encouragement \$30 including first aid

Due by Friday the **12th of July**. Draw to issue thereafter.

Any late nominations will not be accepted. Entry to the grounds is via Factory Street only.

### **RULES:**

- All competitors are to be current financial riding members of a PCA Affiliated Club
- Challenge will run in accordance with PCQ Rulebook (2024 Revised Edition)
- Two (2) horses per rider pending cattle numbers.
- One beast per wet work round. Flag Cut Out = Mechanical Cow
- All riders are to comply with PCA Gear Requirements (2024 Revised Edition)
- Competitors can wear a neat, long sleeved, collared button down shirt with jeans and club saddlecloth.
- Each participating club is to provide volunteers to assist throughout the day.
- Age is determined as that on the day of the Event. Kurrajong Pony Club Inc. reserves the right to combine or separate age groups dependant on numbers.

*Thank you to all of our cattle donors, sponsors, volunteers and riders, without whom our day would not be possible.*



# Kurrajong Pony Club Inc.

## ANNUAL FORMAL GYMKHANA

Sunday 21st July 2024 – Pittsworth Showgrounds

(PIC# QEPW0235)

Starting time 8.30am sharp with March Past

*Canteen available*

### PROGRAM OF EVENTS

(A-N) March Past  
 (A-N) Best Presented  
 (A-N) Rider Class  
 (A-N) Hack Class  
 (A-N) Handler Class  
 (A-N) Stockhorse Race  
 (A-N) Diamond Flag  
 (A-N) Running Tee  
 (A-N) Scudda Ho  
 (A-N) Bending Race  
 (A-L) Showjumping (Top Score)  
 (M-N) Snakes & Ladders  
 (M-N) Walk, Trot and Lead

### AGE GROUPS

Any age Assisted	N
6 and Under	M
7 years	L
8 years	K
9 years	J
10 years	I
11 years	H
12 years	G
13 years	F
14 years	E
15 years	D
16 years	C
Associates (17 to 25 years)	B
Senior (26 years & over)	A


**NOMINATIONS:** \$30 per rider via NOMINATE, due by Friday the 19th of July. **Any late nominations will not be accepted.**  
 Entry to the grounds is via Factory Street only.

Each participating club is to provide volunteers to assist in pencilling for the age groups.

Age is determined as that on the day of the Gymkhana. Kurrajong Pony Club Inc. reserves the right to combine or separate age groups dependant on numbers. To be eligible for Highest Point Score there must be more than three riders in a group.

### TROPHIES/PRIZES

- Ribbons 1<sup>st</sup> to 4<sup>th</sup> place in each event.  
 Assisted group is not competitive. Coloured ribbons will be awarded to all.
- Trophies 1<sup>st</sup>– 4<sup>th</sup>place in each age group.  
 Assisted group all to receive trophies or prizes.
- **Supreme Champion Rider –Barkla Trophy**  
 Champion & Reserve Champion Sash(1<sup>st</sup> place in each age rider class eligible)
- **Kurrajong Encouragement Award – Glen Ford Trophy**  
 Kurrajong Pony Club members only eligible for a rider displaying sportsmanship and giving of their best on the day.
- **Best Jumping Rider - McDowall Clan Kelpie Award**  
 Trophy for best jumping rider in each age group (not necessarily the class winner).
- **Overall Highest Points Club Trophy** – Highest aggregate point score for a club.
- **Overall High Point Rider Award**– Highest point score for an individual rider.
- **Kurrajong Highest Points Award**– Highest point score for a Kurrajong member.



### **CONDITIONS:**

1. For Pony Clubs affiliated with the Pony Club Assn of Qld, our events are run under pony club rules.
2. All competitors must wear full pony club uniform, helmet and gear as per current PCA rules.
3. **Any Gear Exemption Forms are to be handed in at the time of nomination.**
4. All riders are required to be in full uniform for presentation or they will forfeit their prize.
5. Each club **MUST** have their instructor/representative conduct a thorough gear and uniform check of their riders, prior to riders entering arena for March Past.
6. Persons other than competitors & officials are not permitted in the competition area.
7. Competitors may walk on foot the Kurrajong Stockman's Challenge prior to event.
8. The organising committee reserves the right to alter the program without notice.
9. Group N to be assisted from shoulder by an adult pony club member (including March Past).
10. No dogs allowed on grounds.
11. All riders must submit horse health declaration. **No HHD = NO RIDE (for all horses bought onto grounds) ARMBANDS WILL BE GIVEN TO RIDERS ON DAY**

### **DISPUTES:**

All disputes are to be lodged in writing to Michael Welsh (President) within 20 minutes of the event, accompanied by a \$50.00 non-refundable fee. The decision of the disputes committee (made up of one member from each club) is final.

### **DISCLAIMER:**

Neither the organising committee nor the PCAQ accepts any liability for any damages, illness, accident or injury to horses, owners, riders, spectators, grounds, cars or floats, or any other persons or property whatsoever.

### **RESERVATION OF RIGHTS:**

The Organisers reserve the right:

- (a) to cancel any class or event.
- (b) to divide any class.
- (c) to alter the advertised times
- (d) to refuse any entry, with or without stating the reason
- (e) to transfer competitors between sections of a class
- (f) to combine classes if less than 3 competitors

### **ENQUIRIES:**

Secretary Vivienne Bullock 0439787611

Chief Steward (both events) Amy Garthe 0427 751 255

**CAMPING:** \$30 per night per family. Please contact our club to for booking.

*Thank you to all our Sponsors, dedicated helpers and riders, without whom our day would not be possible*

## Stockmans Challenge Drywork Pattern



The diagram illustrates a complex flow field with a central vortex and several recirculation zones. The flow is represented by dashed lines with arrows indicating direction. A central vortex is labeled 'C'. To the left of the center is a large recirculation zone labeled 'F'. To the right is another large recirculation zone labeled 'E'. Below the center is a smaller recirculation zone labeled 'G'. The flow enters from the top and exits from the bottom. The central vortex 'C' is a small, circular vortex with a clockwise rotation. The recirculation zones 'F', 'E', and 'G' are larger, more complex structures with multiple lobes and internal recirculation patterns. The flow lines are dashed, and the arrows indicate the direction of flow. The overall flow is from top to bottom, with significant recirculation and mixing in the central and side regions.

- — - — - Canter - degree of collection

• • — • • — • • — Gallop

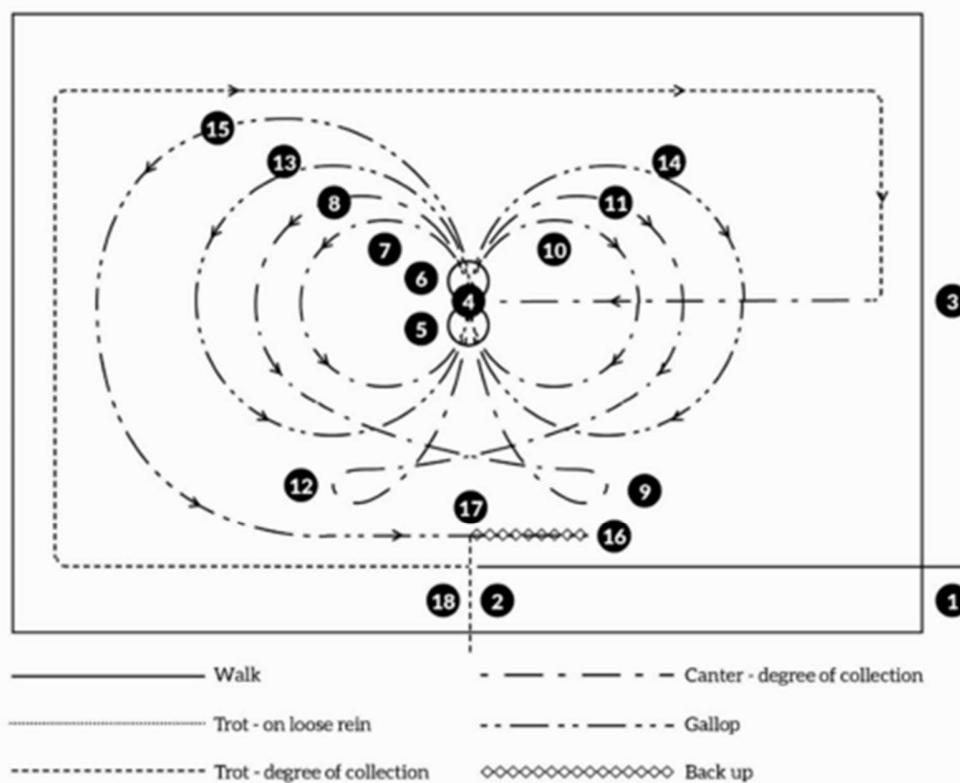
Back up

1	Saulte Judge at A
2	Walk to B
3	Rising trot to C (center). Stop.
4	360° spin to the right.
5	360° spin to the left.
6	Trot a medium circle to the right.
7	Trot a medium circle to the left.
8	At C canter a large circle to the right on the right lead.
9	At C do a simple change and canter a large circle to the left on the left lead.
10	At C do a simple change and canter to E on the right lead. Stop.
11	Do a rollback to the left and canter to F on the left lead. Stop.
12	Do a rollback to the right and canter on the right lead all the way to G and stop.
13	Back your horse until you are in line with the judge. Stop.
14	Turn and face the judge, salute. Leave arena on a loose rein.




## Stockmans Challenge Drywork Pattern

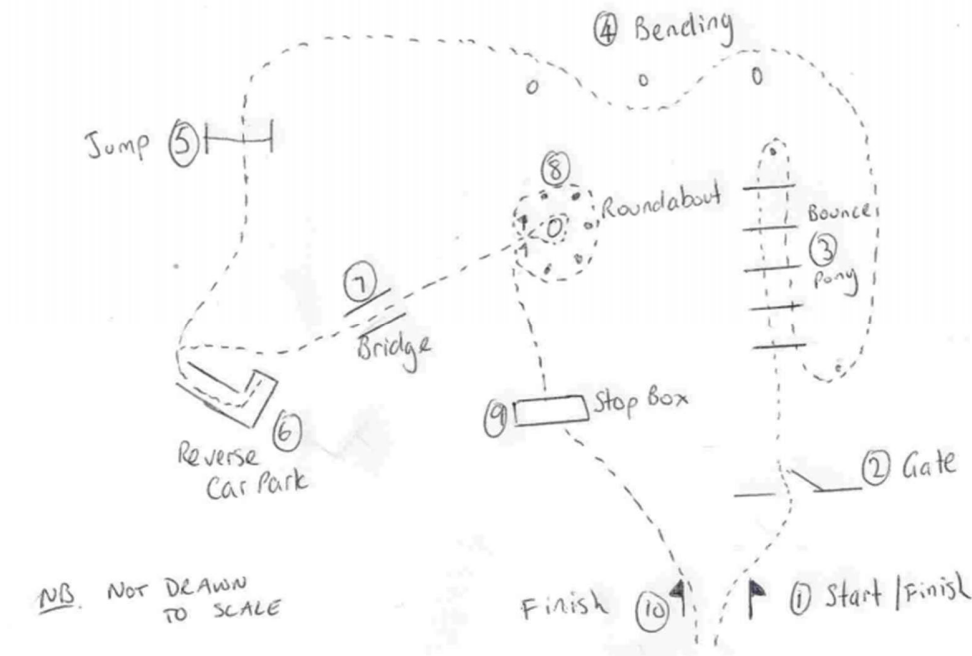
### Pattern No. 3



0	Crack whip and commence work.
1	Enter working arena on a loose rein at a walk.
2	Pick up a working trot and trot around the working area to 3.
3	
4	Pick up a working canter and canter a straight line on off lead.Halt
5	360° spin to left.
6	1 1/4 spin to right.
7	Canter a small slow circle to left on near lead.
8	Canter large faster circle to left. Do not close but continue to 9.
9	Stop and without hesitation do a right roll back. Continue back to centre line at a canter on off lead.
10	Canter a small slow circle to right.
11	Canter a larger faster circle to the right, do not close but continue on to 12.
12	Stop, and without hesitation do a left roll back. Continue back to centre line at a canter on near lead.
13	
14	Gallop a fast figure or eight with 2 flying changes.
15	Continue at a gallop around to 16.
16	Stop and settle horse.
17	Back horse over tracks.
18	Ride to judge for inspection on a loose rein. Halt.
19	Overall horsemanship (including the demonstration of continuity between sections and an impression of free flowing movements.



## Kurrajong Stockmans Challenge – Utility Pattern



- |                     |  |
|---------------------|--|
| 1. START            | Ride through start/finish pegs.  |
| 2. GATE             | i) Juniors (under 12 years) open gate only.<br>ii) 12 years and over open and close gate. <b>If not closed a 15 second penalty.</b>  |
| 3. BOUNCE PONY      | i) Over obstacles one way, around pole and over obstacles the other way.<br>ii) Left turn around the pole and ride past the Bounce Pony obstacles.<br><b>5 second penalty applies for any obstacle knocked over (pole or rail).</b>  |
| 4. BENDING          | i) Bend through drums, with the first drum to be on riders left.<br><b>5 second penalty applies if drums are knocked over.</b>   |
| 5. JUMP             | i) Rider over the jump.<br><b>5 second penalty applies if a rail is knocked over.</b>  |
| 6. REVERSE CAR PARK | i) Ride into the "L". Horses head must be over the front rail of "L".<br>ii) Reverse out of "L"<br><b>5 second penalty if horse steps out of the rails.</b>  |
| 7. BRIDGE           | Proceed over the bridge.<br><b>5 second penalty if horse steps off the bridge.</b>   |
| 8. ROUNDABOUT       | i) Enter the circle through the flags and ride around the barrel and pick up the jacket.<br>ii) Ride out through the flags and around the circle (can go either way)<br>iii) Ride back through flags and place jacket back on the drum.<br><b>5 second penalty if jacket falls of the drum. If dropped whilst going around the circle, rider may dismount and pick up.</b> |
| 9. STOP BOX         | i) Halt horse within the stopbox and remain stationary for 3 seconds.<br>ii) Horse must not be ridden out of the front of the stop box.<br><b>5 second penalty if not stopped for full 3 seconds or if ridden over the front.</b>  |
| 10. FINISH          | Ride through the Start/Finish markers.   |

**\*\*\*All obstacles must be attempted. If an element is missed or directional error not corrected than elimination will occur. 3 attempts are allowed at each obstacle before elimination**