

Please Note: All rule changes for 2019 will appear in red

Contents

<u>Subject</u>	<u>Page</u>
General Rules	4/13
Horse Trial Rules	14
One Day Event	
Dressage	30
Cross Country	34
Showjumping	47
Annex A (<i>Specifications for Lower Level Eventing</i>)	57/58
Annex 1 (Specifications for ODE Grading)	59
Annex 2 (Defining problems at CC Obstacles)	52/56
Annex 3 (Dressage Arenas)	63
(Alternative Black flagged fences)	64

<u>Subject</u>	<u>Rule</u>	<u>Page</u>
Abuse of Horses	21A	10
Acceptance of Rules	23	23
Age of Competitors	5	5
Classes	7	17
Classification (results)	5	16
Communication	20	23
Course Designer	18	21
Cross Country		
Access to	58	41
Circle	55.3	38
Class indicators	56.3	40
Closure of course	59	41
Competitor in difficulty	62	42
Dimensions for Lower Levels	Anx A	57/58
Dimensions	Anx 1	59
Direction markers	56.2	40
Elimination or retiring	66	44
Fall	55.4	39
Faults	54.1	37
Flags, boundary	56.1	40
Jump judges	67	44
Length of	Anx 1	59
Marking the course	56	40
Obstacles	52	34
Faults at	54.1	37
Faults – definition of	55	38
Modification	61	40

Numbers	56.3	40
Outline of	57	41
Penalties	54	37
Plan.....	60	41
Run out	55.2	38
Speed	53	36
Starting – method of.....	69	45
Stopping competitors	63	42
Time faults	54.2	37
Timekeeping	68	44
Times & Distances	Anx 1	59
Unauthorised assistance	65	43
Cruelty	32	25
Destruction of injured horses.....	36	27
Discipline	4	4
Disclaimer of Liability	31	12
Doping	22	10
Downgrading.....	10	18
Dressage		
Callers.....	43	30
Lameness	45	30
Penalties	47	32
Rules.....	42	30
Scoring.....	48	32
Test sheets	50	33
Tests	44	30
Entries	24	23
Equality of marks	16.c	20
Grading of horses	8	17
Hors Concours	25	23
Horses – requirements (mounts).....	20	8
Inspection of Course	3	15
Inspection of horses	70	45
Judges	18,21	15,7
Medical Personnel	19	22
Medical Armbands	73	46
Numbers – back numbers	28	24
Objections	37	27
Officials	19	22
Order of Starting	26	24
Seniors.....	13	19
Order of tests	14	20
Orders, obeying of	29	25
Overtaking	64	43
Participation	21	23
PCQ membership	2	4

Practice Obstacles.....	30	25
Programmes	30	11
Qualifying Criteria	33	12
Relative influence of tests	15	20
Reservation of right.....	32	12
Results.....	5	16
Schooling of horses	31	25
Scoring, Cross Country	71	46
Dressage	48	32
Overall	16	20
Teams.....	39	29
Ties (equality of marks).....	16.c	20
Showjumping		
Course	76	47
Dimensions	Anx A	57/58
Dimensions	Anx 1	59
Obstacles	77	48
Penalties	79	48
Rules.....	75	47
Speed	78	48
Time of the round	76	48
Time faults	79.b	49
Spurs excessive use of	32.2	27
Starting - method of.....	69	45
Technical Delegate	17	21
Unauthorised assistance	65	43
Unfitness of horse and/or rider	33	27
Upgrading	11	18
Veterinary Surgeon	18	22
Whips excessive use of.....	32a	26
Withdrawals	27	24

GENERAL RULES – effective 1st January, 2019

To be read in conjunction with rules for the specific competition.

1. RULES:

All competitors ride under Pony Club Queensland. Rules. The making of an entry in any event run by PCQ, or a club or organisation affiliated with PCQ constitutes acceptance of these rules.

2. MEMBERSHIP

All riders must be current financial members of an affiliated Pony Club and carry their current Membership Card as proof. An official from each club must guarantee all their riders are current financial members and are entered and competing in their correct age group.

Please refer to the Summary of the Pony Club Queensland Codes of Behaviour, a copy of which was given to each member when renewing membership for 2015. The complete Pony Club Queensland Codes of Behaviour document can be found on our website www.PCQ.asn.au.

3. WELFARE OF THE HORSE

Pony Club Australia expects all those involved in national equestrian sport to adhere to the PCA's Code of Conduct and to acknowledge and accept that at all times the welfare of the horse must be paramount and must never be subordinated to competitive or commercial influences.

3.1 At all stages during the preparation and training of competition horses, welfare must take precedence over all other demands. This includes good horse management, training methods, farriery and tack, and transportation.

3.2 Horses and Riders must be fit, competent and in good health before they are allowed to compete. This encompasses medication use, surgical procedures that threaten welfare or safety, pregnancy in mares and the misuse of aids.

3.3 Events must not prejudice horse welfare. This involves paying careful attention to the competition areas, ground surfaces, weather conditions, stabling, site safety and fitness of the horse for onward travel after the event.

3.4 Every effort must be made to ensure that horses receive proper attention after they have competed and that they are treated humanely when their competition careers are over. This covers proper veterinary care, competition injuries, euthanasia and retirement.

3.5 PCA urges all involved with the sport to attain the highest levels of education in their areas of expertise. (see also blood rule and 19A abuse of horse)

4. DISCIPLINE

4.1 Abusive and profane language or bad behaviour by the rider may result in disqualification for the rest of the event during which the offence occurs.

4.2 A competitor who refuses to obey the direction of any officiating steward may be refused the right of competing in any further events.

4.3 A repetition by the same competitor will mean disqualification for the remainder of the day's programme, together with loss of all points gained up to the time of the repeated offence. An event judge should refer any breach of discipline rules to the judge in chief or event organisers.

4.4 Competitors and mounts are disqualified together.

5. AGE

Rider

Competitors must stay in their own age groups throughout the day in all individual or teams events, and cannot transfer to another age group.

An official of the club must guarantee the age of the competitors. Age is at first day of competition.

At a State Event minimum age for participation is seven (7) years.

Horse

The age of the horse is at the 1st January.

The horse must be at least:

- two (2) years of age to participate in any ridden pony club activity,
- four (4) years to jump in competitions
- three (3) years to compete in dressage competitions (both official and unofficial).

6. DIVISION OF CLASSES

The PCQ Steward (Technical Delegate) or Judge-in-Chief at State Championships and Official events has right to divide classes as necessary for the running of the event. (Oct.90)

For Jumping Equitation, Dressage, Combined Training, & Horse Trials – groups of over 30 riders but less than 40 riders **may be divided** into two groups, but **must be divided** when numbers exceed 40. This will be done by virtue of the draw e.g. first 40 into group 1, next 40 into group 2 etc. There is no option to divide a group with less than 30 riders.

State Formal Gymkhana age groups to be split into year levels i.e. 9 years & under; 10 years; 11 years; 12 years; 13 years; 14 years; 15 years; 16 years; 17 & under 26 years.

Showjumping: There is no division of groups no matter what the size. (Aug.2014)

7. OUTSIDE ASSISTANCE

Outside aid to a competitor during the event, whether solicited or not, will entail disqualification for the competitor except when permitted by specific discipline rules Occurrences such as the following will be considered as outside aid:

- calling advice to a competitor, e.g. Directions – turn left at peg;
- picking up competitor's equipment (except spectacles) and any other occurrence which in the opinion of the judge is assistance to the competitor, or is listed in the rules of the competition;
- For sporting events, no horse may be held or any outside assistance

allowed after the Judge has called the rider into the starting area, except for children 8 years and under, at the discretion of the judge, and special assisted groups.

- **NB** Handing back a riders spectacles is **NOT** classified as outside assistance

8. LEAD REIN/ASSISTED RIDERS

- The leader must not be in front of the horse's shoulder. It is the responsibility of the parent to appoint a suitable handler/assistant for the horse and rider safety.
- Assisted riders being led because of documented disability will be able to be competitive in their age group.
- Riders who are riding "free" and who successfully complete the course, must take the placings over riders whose horses are being led, except as in paragraph above.
- Recommend led and free riders be in separate groups where numbers are sufficient.

9. SCHOOLING

- On the day of the event only competitors may ride their own horse.
- Schooling will not be allowed on any area, which is part of the competition.

10. LUNGEING

Wherever possible a designated area should be set aside for lungeing, but should not be allowed where horses are being ridden.

Horses may be only be lunged in warm up and training areas if:

- By the nominated rider, parent, or a club instructor, (if the rider is too young to control the horse.)
- If a suitable area can be found, which is **not** amongst horses being ridden.
- Single direct side reins are permitted, but only while lunging (only with one lunge rein).

The lungeing of a rider mounted in the saddle is **NOT PERMITTED** anywhere at a dressage event

In Dressage ear muffs are only permitted when lungeing (refer dressage rules)

11. GEAR CHECK (See Saddlery & Gear Regulations Book)

The responsibility for the use of the correct saddlery and equipment according to the rules of PCQ and the specific competition rests with the competitor. Failure to comply with the rules may entail elimination from the competition. All gear should be inspected by a steward prior to any events to ensure it complies with PCQ rules, is correctly fitted and comfortable for the horse. Wherever possible, a marshalling yard should be provided for competitors in events.

The final responsibility, especially for safety of saddler and equipment, rests with the rider.

Gear check is a compliance check rather than a safety check and it is the responsibility of riders to ensure their gear is safe, should any gear inspection

reveal any gear which appears to the gear check steward that it may be unsuitable, the rider should be advised immediately and sent away to adjust the equipment and return for a further gear check before competing.

Failure to do so could result in disqualification.

12. USE OF WHIP

Hitting the horse in front of the saddle incurs no penalty.

Excessive use of whip incurs elimination at the discretion of the judge.

Whip must be carried in the hand.

Whips may be carried and thrown away during the event.

13. USE OF SPURS/BLOOD POLICY

The Pony Club Queensland has a zero tolerance blood policy. If any horse shows blood or signs of bleeding on its side which was caused by, or may have been caused by the use of spurs, it must immediately be retired for the day from the competition, event or rally/muster. The horse must be immediately unsaddled and the scrape, cut or wound immediately attended to. Under no circumstances is the horse to be ridden at Pony Club again that day. The use of spurs in a cruel manner will result in immediate disqualification of the rider from the competition.

14. JUDGES

Judge has the right to call on any competitor to inspect his gear and if gear is illegal, competitor is compelled to remove offending article before competing. Judges should be PCQ instructors for gymkhanas or from a list of suitably accredited Judges or Course Builders for specific disciplines. Parents cannot judge their own children in subjective disciplines such as Rider Class, Dressage, Jumping Equitation etc.

Judges may refuse to judge novelty events at shows or gymkhanas if the programme states "run under PCQ Rules" and the events are not then conducted under the rules of the PCQ.

Judges must present themselves suitably attired.

15. DISPUTES COMMITTEE

The Disputes Committee is made up of one senior delegate from each club competing (except where rules for specific events vary). Any delegate whose member is in dispute, or may have, or appear to have, a conflict of interest, must not sit on the Committee.

16. UNIFORM (See Uniform & Saddlery Rules for Gear Check)

Correct club uniform must be worn in all competitions, except where Zone or Queensland uniform is permitted. The wearing of vest is optional. The wearing of other apparel or the incorrect wearing of the uniform is not acceptable and could result in disqualification at all events from gymkhanas to championships.

Check your own Zone & neighbouring Zone's colours before applying for colours

or change of colours, so that they do not clash with other Clubs who may compete in your area. At all times when mounted riders must be neatly dressed in their correct uniform including tie and with sleeves rolled down and shirt tucked in. Ties may be removed or sleeves rolled up only if authorised by the judge in chief and an official announcement is made.

17. HELMET

An equestrian helmet, colour white, black, navy blue or brown and tested to one of the acceptable standards must be worn **and effectively secured** whenever mounted under Pony Club supervision, including to & from the Pony Club - this includes seniors & instructors.

There are to be NO attachments to helmets (no modified or additional equipment e.g. GoPros or Lights)

Candidates at Instructor Schools must wear helmets. Mounted Voluntary Helpers must wear helmets.

Riders must keep helmets on during Mounted Presentation of Awards & while saluting. Loss of helmet while riding incurs elimination

18. FIXTURE

A fixture shall be defined as one programme held on one or more days by the one organising committee.

19. MOUNTS (*refer also General Rules - Age Page 5*)

The mount should be the member's normal pony club mount and regularly ridden to Pony Club.

Riders currently competing in a graded class or official 12 and Under cannot ride a graded/official 12 and under horse in an unofficial section.

No stallion, colt, entire or rig is eligible to take part in any Event, Competition or otherwise at any function conducted by the Pony Club Association or any of its Affiliated Clubs whatsoever.

While a horse is out of the stable/yard at any pony club activity, horse must be restrained with a headstall and lead or a bridle.

All horse riders and handlers within these grounds must wear approved safety helmets while mounted of a standard AS/NZ 3838, EN 1384 or ASTM F1163 or better and correct footwear i.e. closed footwear.

A mount must be one of the following:

- owner ridden
- leased
- owned by a financial member of the same club.

At all pony club fixtures, a mount may only have one rider.

Where:

- a combination of events are held on the same day, a mount may have only one rider, e.g. dressage and combined training.
- a combination of events is held over two or more days, a mount may have only one rider where two or more of the events are held on the same day. e.g. dressage held in the morning and dressage phase of combined training in the

afternoon.

However,

- where a combination of events are held over two or more days, a mount may have a different rider if the events are held on different days. e.g. dressage on day 1 and the dressage phase of combined training or eventing on day 2.

At all pony club fixtures, a rider may only have one mount, except as outlined below under Two Horse Rule:

Two Horse Rule:

Sporting & Gymkhana fixtures riders shall only have one mount. Where Mounted Games are held in conjunction, a different horse may be used.

Campdrafting At other events and at the discretion of the organising committee, riders may enter 2 horses in the following way:

A rider may have 2 horses, one competitive and one ridden HC, the HC horse to be ridden second. HC horses in a group can only be ridden after all competition horses in the group.

From 1st January 2018, the 2 competitive horse rule currently existing for Showjumping will be applied to **Horse Trials, Dressage, Combined Training and Jumping Equitation** at the discretion of the organising committee, riders may enter 2 horses in the following way:

- Riders may enter two horses in the same or different grades/heights.
- Each horse may gain qualifying results.
- Each horse will be placed in its class and is eligible for overall awards.

Showjumping: At the discretion of the organising committee riders may enter two horses as follows:

- Riders may enter two horses in the same or different heights.
- Each horse may gain qualifying results.
- Each horse will be placed in its class and is eligible for overall awards.

At State Events riders shall only have one mount

20. DANGEROUS RIDING/ABUSE OF HORSE

Any act or series of actions which, in the opinion of the Technical Delegate, can clearly and shall be penalised by elimination.

Similarly, any rider who affects the safety of any horse, rider or third party will be considered to have acted dangerously and will be penalised by elimination.

Abuse of horse includes:

- excessive use of whip and/or spurs, (Also see Para.33a)
- rapping
- riding an exhausted horse
- excessive pressing of a tired horse
- riding an obviously lame horse

Officials must report such actions as soon as possible to the Technical Delegate supported where possible by a statement from one or more witnesses. The Technical Delegate must decide if there is a case to be answered.

21 DOPING

It is forbidden to use or administer, or cause to be used or administered, on or to any horse, a tranquiliser, stimulant, or drug of any kind, in any manner whatsoever, either before or during any Pony Club activity or competition.

22. ALCOHOL

Alcohol may not be consumed on grounds and booths are not permitted to open at functions under Pony Club control, which are attended by Pony Club members with their horses, until all competition and presentation has been completed for the day or at rally days or musters until all riding activities have ceased. For further information on our Alcohol Policy can be read on our website www.pcaq.asn.au

23. DOGS

Dogs must be kept away from the competition area, and kept on a leash and under control at all times. When tied up, dogs must not be able to move outside the perimeter of the vehicle. Be aware dogs are prohibited by law on some grounds and this should be stated on the program.

24. LEASED HORSES

Anyone who wishes to ride at Pony Club, a horse which does not belong to them or to another member of their Club, must have a lease on the horse.

If the horse belongs to a person who is a member of another Club, or is not a member of Pony Club at all, a lease must be signed and registered with PCQ. Lease forms are obtainable from PCQ Office. **NB** Note 3 week rule as per lease form to use the horse in competition, and lease must be in effect for six (6) months.

25. SUBSTITUTION

Mounts may be substituted before the commencement of the event upon presentation of a Veterinary Certificate or a written statement from the club chief instructor. If such substitution is made, the replacement mount must be eligible within the terms of the PCQ Rules.

NO substitution of rider is permitted under any circumstances.

26. REFUND OF NOMINATIONS

Prior nominations will be refunded providing the Organising Body is advised of the scratching in writing or by telephone before the commencement of the event. A written request for a refund of nomination, including a vet or doctor's certificate to be received by the organising committee within one week of the event. 10% of the entry

fee may be retained by the organising committee to cover administration costs.

27. STATE PROGRAMMES

Riders stay in their age groups and within their Zone - no composite teams.

Exception Mounted Games.

28. FIRST AID

- It would be reasonable that a First Aid Officer of a Pony Club must hold either a current recognised Senior First Aid Certificate or Nursing qualification.
- At events, there should be present either an ambulance, doctor, nurse, St. John's Ambulance personnel or, as a minimum requirement, a person holding a current senior first aid certificate.
- The First Aid person must have no other duties and should wear a clearly visible bib or armband designating this duty.
- A First Aid station must be provided.

29. PROGRAMME

A programme should be published by the organisers not less than six weeks before the event.

A copy **MUST** be sent to PCQ for approval before it is printed and distributed for *an Official competition or a competition which is to be used as a qualifier for State Championships.*

A Gymkhana or Open Day programme MUST be sent to the Zone Chief Instructor for approval before it is printed and distributed.

Horse trial venues can offer programs that-

- *Official courses do not have to offer all official levels*
- *Official courses offering all official levels of courses up to one star*
- *All the above will comply with the requirements and conditions in Annex 1.*

The programme need not repeat the Rules contained in this Rule Book except *where required.* Programme should include: place and date of event; Classes to be held; name and address of Organising Secretary; Chief Steward and PCQ Steward (Technical Delegate, where known); trophies and prizes to be awarded; closing date and conditions for entries; brief instructions as to how to reach the venue; how the draw is to be accessed e.g. self-addressed envelope, website; administrative arrangements such as stabling, accommodation, catering, etc.

Disclaimer of Liability clause (see below), and Organisers' Reservation of Right (see below).

30. DISCLAIMER

Neither the organising committee of any contest to which these rules apply, nor the PCQ, accept any liability for any accident, damage, injury or illness to horses, owners, riders, ground, spectators or any other person or property whatsoever.

This Disclaimer must be printed on all programmes.

31. RESERVATION OF RIGHTS

The Organisers reserve the right:

- (a) to cancel any class or event.
- (b) to divide any class.
- (c) to alter the advertised times
- (d) to refuse any entry, with or without stating the reason
- (e) to transfer competitors between sections of a class
- (f) to combine classes if less than 3 competitors

This reservation must be printed on all programmes

To be read in conjunction with rules for the specific competition.

32. QUALIFYING CRITERIA **FOR STATE CHAMPIONSHIPS**

All riders nominating must have attended at least TWO musters (rallies) at their club or previous club in the case of transfers

- **AND** riders under 13 years are required to hold a minimum “D” Certificate (Aug.10); riders 13 years and under 26 years are required to hold a minimum “C” Certificate (Aug.11).
- A photocopy of the Certificate will be required with the nomination.
- **Zone Secretary** to check qualifying criteria have been met, sight a copy of proficiency certificate, and verify attendance requirements, before sending in nominations. Club Secretary to check all requirements for nomination are complete and correct before forwarding to zone.

However:

When nominations are done online, after the close of nominations the organising committee to send a summary list of nominees, certificates attained and qualifying results to Zone for confirmation before nominations are accepted

- Riders to complete nomination correctly as incomplete forms will be returned. Riders found not to be qualified may be stopped from competing.
- For comprehensive update on Qualifying Criteria for State Events **AND REQUIREMENTS FOR SPECIFIC DISCIPLINES** Rules Page of the PCQ website.

33. OPEN DAYS

All participants must comply with equipment and dress rules of Pony Club, specifically with regard to Helmets, Boots, Spurs and Equipment.

Clubs holding an Open Day must register the event with PCQ and forward fees for non-PCQ riders within 14 days of the event.

34. FALLS

After a fall of rider, final responsibility of the health and welfare of the rider rests with the parent/guardian **verified with a signed document by the**

parent/guardian and recorded in Incident Report Book.

35. RIBBONS

Recommended colours for ribbons: 1st Blue, 2nd Red, 3rd White, 4th Yellow, 5th Green

36. EXEMPTION CARDS – Riders with a Disability:

Riders with disabilities are eligible to apply for a PCA Rider Exemption Card to enable the use of adaptive equipment and other assistance as per relevant recommendations.

Para Equestrian riders are eligible to be classified and obtain an EA PE ID card from the beginning of the year in which they turn 12 years of age.

Para Equestrian riders who enter able bodied competitions must provide a copy of the EA PE ID card.

37. ADVERTISING & PUBLICITY – COMPETITORS & HORSES

Competitors may carry the logo of the sponsor on the saddle cloth, only when competing in a State Team. The size of the logo may not exceed 100sq cm.

Advertising may appear on obstacles, sides of arena, back numbers, rugs and as approved by PCQ.

Prizes bearing the name of the sponsor e.g. rugs, may be placed on horses at the presentation of awards.

No commercial prefix or suffix may be added to the horse's name.

38. MOBILE PHONES (Nov, 2018)

Not to be used while on horseback. In a competition, a rider may be eliminated.

PCQ Horse Trials
(Revised January 2017)

A. RULES

These rules have been adopted by PCQ and must be followed by all bodies running Pony Club Queensland Horse Trials Events. The rules are laid down by the FEI as published by Equestrian Australia (EA) and are printed with amendments for Pony Club by kind permission of the National EA Secretary. (Sept 1987)

B. PREAMBLE

The rules for jumping events in Australia are based on the rules of the Federation Equestre Internationale. The present Australian rules are effective from 1st January 2018.

Every eventuality cannot be provided for in these jumping rules. In any unforeseen or exceptional circumstances, it is the duty of the appropriate person or body to make a decision in a sporting spirit, by approaching as near as possible the intentions of the Jumping Rules and of the GRs. Should there remain any omissions in the Jumping Rules, such omission shall be interpreted in a manner compatible to the fullest extent with the other provisions of these Jumping Rules, other rules and regulations of the Equestrian Australia, Pony Club Queensland and the sporting spirit.

For the sake of brevity these regulations use the masculine form, this is to be interpreted to include both genders.

Because these rules have been taken from the FEI rules reference should be made to the relevant FEI rule for further clarification. The article number and paragraph number from the FEI jumping rules have been maintained for convenience and ease of use.

Reference may also have to be made to the General Regulations of the EA, other FEI publications including the General Regulations and Veterinary Regulations.

C. ACCEPTANCE OF THE RULES

The making of an entry in any event run under the rules of the PCQ constitutes acceptance of these rules.

D. ADVERTISING & PUBLICITY – COMPETITORS AND HORSES

Competitors may carry the logo of the sponsor on the saddle cloth only when competing in a State team. The size of the logo may not exceed 100 sq.cm.

E. DEFINITIONS

- a. The term “event” refers to the complete meeting or fixture under the control of an Organising Committee.
- b. The term “competition” refers to each individual class for which places and prizes are awarded.
- c. the term “discipline” refers to the type of event of competition which can be either Jumping, Dressage, Dressage with Jumping, Horse Trials. “Events” may include “competitions” for more than one “discipline”.
- d. The term “Organising Committee” refers to any organisation, group, society or body which is responsible for the management of an event.
- e. The term horse refers to a horse or pony when the intention of the rule so indicates.
- f. The purpose of these rules, the term “disqualify” means that a competitor may take no further part in the competition. Disqualification may be extended to cover any other competition/s at the event.
- g. The term “bell” included any device used to signal to a competitor.
- h. The person responsible for compliance with these rules shall be the rider.

1. RULES

These rules have been adopted by PCQ and must be followed by all bodies running Pony Club Horse Trials. The welfare of the horse/pony is paramount.

These rules follow as closely as possible the Rules laid down by the FEI as published by the Equestrian Australia (EA) and are published with suitable amendments for Pony Club by kind permission of the EA Secretary. (September 1987).

Although this book sets out the detailed rules for Official Horse Trials every eventuality cannot be provided for. In any unforeseen or exceptional circumstances, it is the duty of the official(s) responsible to make a decision in a sporting spirit and in accordance with the intention of these rules.

A competitor is ultimately responsible for knowing these rules and complying with them. The appointment of a steward or official, whether or not provided for in these rules, does not absolve the competitor from such responsibility.

Special Note: In these Rules, words signifying males only shall extend to and include females.

2. INTRODUCTION

All Horse Trials Competition consists of three separate Tests:

- Dressage
- Cross Country
- Showjumping

The marks for which are cumulative. (See Para.16 Order of Tests).

3. APPLICATION OFFICIAL EVENTS

For permission to hold an Official Horse Trails Competition, application must be made in writing to PCQ by 1st November each year. (Form available from PCQ Office & website). A second round of applications closes by 1st March each year. Clubs are asked to check with their zone before submitting a date. A copy of the proposed programme must be submitted to the Sub-committee for approval. Only approved programmes may be posted out to clubs and zones.

For State Events – State Panel to forward a list of approved Judges and Course Builders to Organizers of State Event.

The Technical Delegate will be appointed at this time

The Club may submit a name for consideration as Technical Delegate.

Inspection of Course

It is up to the Organisers to contact the Technical Delegate to arrange for an inspection of the course.

The inspection to be in sufficient time to allow for any alterations to be carried out *Inspection to be completed on any new or upgraded fences or courses*

prior to using. (Official or Unofficial). Please apply to Horse Trials sub – committee for this inspection.

*Unofficial events do not need approval from PCQ. However, any competition (including Open Days, Hunter Trials, Derbies, Gambler Stakes etc) where jumps are not free standing **must** have course and/or obstacles inspected by an approved PCQ Delegate. (May 2016)*

Cross Country Courses not used for official competitions must be inspected every 3 years. Record of inspection to be kept in the PCQ office. Recommend inspection by Horse Trials TD or Horse Trials Course Builder (Aug 2016)

Letter to Zone and Zone CI informing them of the above

4. PROGRAMME

A programme should be published by the organisers not less than six weeks before the event. As stated in Para.3, a copy must be sent to the PCQ for approval before it is printed and distributed.

The programme need not repeat the Rules contained in this Rule Book but should include:

- Place and date of event
- Classes to be held and the grades of horses (*all classes to be offered*)
- Name and address of Organisers, Secretary, Technical Delegate (where known)
- Approximate timetable, and number of Dressage Test for each class
- Prizes to be awarded
- Closing date and conditions for entries
- Time at which cross country course is open for inspection
- Brief instructions as to how to reach the venue
- Place, time and telephone number at which starting times will be available, or statement for competitors to include a stamped, self-addressed envelope for copy of the draw
- Administrative arrangements, such as stabling, accommodation and catering
- Disclaimer of liability (See General Rules)
- Organisers' reservation of right. (See General Rules)

5. RESULTS

A copy of the master score sheets for the whole competition, and a list of the results with the competitors' Performance Card number, must be sent to the PCQ Office immediately after the event, together with a report on the event on the form provided.

Riders will have a **Q** recorded next to their result on the Result sheet forwarded to PCQ, if they have meet the qualifying criteria.

6. PERFORMANCE CARD

Competitors in Official Horse Trials Competitions will be required to produce a Performance Card on the day of the competition. If successful the competitor's

result will be entered on the card and signed by the Organiser. The Performance Card Number must be stated on the nomination form. If rider does not have performance card, ribbons and trophies are withheld until it is produced. ***Nominations that do not have Horse Registration Number AND riders do not have performance card on the day, riders will compete HC.***

7. OFFICIAL CLASSES

Horse Trials for Official Competition and State Championships may be run in any or all of the following classes:

12 Years & Under	Pre-Introductory (60cm)
	Introductory (80cm)
13 & under 26	Pre-Introductory (60cm)
	Introductory (80cm)
	Preliminary (95cm)
	One Star (105cm)
	Two Star (110cm)

Unofficial classes may be run at Official days. Same rules apply except no grading points are awarded.

8. GRADING OF HORSES

Requirements for level of competition:

- Rider/Horse combination cannot compete **above** current qualified level (eg a rider competing at Preliminary purchases a horse competing at Intro – combination will compete Intro or Pre-Intro. A rider competing at Preliminary purchases a 1* horse – combination will compete Preliminary or below)*
- To move up a level, a combination needs to have gained 3 qualifying results or Minimum Eligibility Requirements (refer to Sect 11(b))*
- Young/inexperienced horses cannot compete more than 80cm (i.e. Pre-Intro or Intro).*

Application should be made to your Zone/Club Secretary giving details of the horse's previous performances, if any, with the required fee. Secretary then applies to PCQ for the card, **or rider applies online.**

Horses/Rider combinations to be compliant to section 8.b for Official events, but this must not be lower than an EA Qualifying Round. Once a horse has one (1) qualifying result at an EA level, they are termed qualified at that level in Pony Club. A qualifying result as specified in 11(b)

It is the responsibility of the rider to notify any change in the horse's EA Grading. A number is allotted to the horse and the completed card returned to the CLUB Secretary. Horses must compete in the grade shown on their card or as per Rule 10 – Riding Down

9. GRADES Grading points no longer apply

10. RIDING DOWN

Riding Down is the act of competing at a lower level than that for which a horse is established.

Riding Down one level from a higher level for which a horse is established, carries no penalty.

Riding Down two or more levels will incur ten penalties, to be added to the total of faults for the three phases.

Riding Down: Championships: A horse shall not be allowed to ride down directly to a Championship. If a horse has been ridden down, it shall only be allowed to compete at a Championship if it has competed only at the lower level for the 12 calendar months prior to the Championships.

Riding Down: New Rider: A horse established for a certain level, upon having a new rider, shall be able to reduce any number of levels without penalty, to the highest level for which the new rider is established. It shall then be considered to be established at that level.

11. UPGRADING

*(a) Should you wish your horse to be upgraded horse and rider combination must have 3 qualifying results (**Minimum Eligibility Requirements – MER**) before you can choose to go up a level. Horses can compete up to the highest grade shown on the card. It is the responsibility of the rider to inform PCQ of any EA qualifying rounds.*

(b) Minimum Eligibility Requirements (EA 517 and 520.4)

For a horse and rider to start at the next higher grade (Introductory and Preliminary), they must have 3 qualifying results (MERs) in their current official class (and may be obtained at PC or EA competitions).

A Minimum Eligibility Requirement is achieved by completing a Competition within minimum parameters of all round performance as follows:

a) Dressage Test: not more than 45 penalty points (or 55%).

b) Cross Country Test:

- a clear round at cross country obstacles
- not more than 75 seconds exceeding the optimum time in the Cross Country Test.

c) Jumping Test: not more than 16 penalties at obstacles.

(All MERs obtained in the previous 2 years will be counted according to the rules in place at that time).

For a horse and rider to progress from Preliminary to One Star, and One Star to 2*, they must have 3 qualifying results (MERs) in their current official class, except one of these results may not have more than 20 Cross Country jumping faults. The other 2 must be clear of Cross Country faults (and may be obtained at PC or EA competitions).

All other requirements re dressage score, XC time faults and showjumping penalties as above.

12. COMBINED GROUPS:

Three (3) competitive riders make a group and therefore are not combined. Competitions with less than three (3) riders remain unofficial and do not count towards team placings.

If one or two riders have been nominated for a class, or if after close of nominations the number decreases, the organisers have the right to combine the group/s.

The competitors will do the same Dressage Test (riders to be informed of which test) but jump their own height/s for cross country and showjumping and ride at their respective speeds.

Placings: Combined Groups are treated as ONE group for the purpose of calculating the result of the class. The Organising Committee are not required to give an award of the same value to the winner of any class with less than three (3) competitors.

Where there are less than 3 riders on the day in the highest class with nominations:

Organisers combine classes:

EITHER: 1) as per rules for all groups as above;

OR 2). using Senior Rule, i.e. where riders in highest group are placed separately to riders in lower group - Refer to rule for Seniors for more detail.

Graded competitions for seniors should be run concurrently with graded events for riders 13 and under 26 years at any event other than State Championships. Seniors to state the class/height they wish to compete in, otherwise they will do Introductory class

13. SENIORS

- *Seniors are included in all classes except at State Championships.*
- *Seniors ALL do the same Dressage Test, penalty points for Cross Country & Showjumping are added to Dressage penalty points, ignoring different heights.*
- *Seniors choose the height level they wish to compete in, Pre-Intro, Intro, Prelim, **One Star and Two Star**. If not stated will be placed in Intro.*
- *Seniors to be eligible for overall award must participate in Official classes 13 & Over*
- *If there is equality for overall Senior. The rider in the higher level is placed ahead of the other, if in the same level then calculated as for other groups as per rule book.*
- *Seniors do not form part of an official team.*

14. ORDER OF TESTS

(a) The dressage test will always be held first.

The order of the cross country and jumping phases is optional but must be clearly stated in the programme.

Competitors must have a minimum interval of 30 minutes between completion of one test and start of the next.

When the jumping takes place after the cross country, competitors must be allowed an interval of 45 minutes between these tests.

In exceptional circumstances the Technical Delegate may authorise a reasonable reduction in these minimum intervals.

(b) Dressage Tests which have a jump included must not be used for combined training dressage or horse trials dressage.

15. RELATIVE INFLUENCE

In principle the Cross Country Test should be by far the most influential of the three tests that comprise the competition. The Dressage Test, while much less influential than the Cross Country Test, should be slightly more influential than the Jumping Test. The courses, obstacles and conditions for the Cross Country and Jumping Tests should be arranged in so far as possible to ensure that the relative influence of the three tests is as above.

If the Technical Delegate considers the cross-country phase relatively easy for the standard of competitors the jumping phase may be of greater influence.

16. CLASSIFICATION (Awards)

The same horse and rider must complete all three tests mounted and disqualification or elimination from one test involves disqualification or elimination from the whole competition.

The competition is scored on a PENALTY BASIS.

(a) The classification is reached by adding together all penalty points incurred in the different tests.

(b) The winner is the competitor with the lowest total of penalty points.

(c) IN THE CASE OF A TIE, the winner will be the one with the best cross country score (total of jumping and time penalties).

If there is still a tie, the winner will be the one whose cross country time was closest to the optimum time.

If still equal, the Dressage mark will decide who is placed higher.

If there is still equality the tie will remain in the Final Classification.

This principle applies to tied placegetters also.

This principle applies to Teams also. (See Para.39).

Groups are scored 10 points to 1 point descending from 1st to 10th place.

Riders completing the three phases but not in the top 10 receive one (1) point.

This point for completion of the three phases applies to team scoring only.

Where there are less than 3 competitors the number of trophies, after 1st place, is at the discretion of the organisers.

If overall awards are given, the organisers are not required to give an award of the same value to the overall winner of any Class with less than 3 competitors

17. TECHNICAL DELEGATE

A Technical Delegate will be appointed/approved by the Horse Trials Sub - Committee as its official representative at each official Horse Trials.

The TECHNICAL DELEGATE will be responsible for inspecting the cross country courses prior to the event. It is up to the organisers to contact this person to arrange for an inspection of the course. The inspection to be in sufficient time to allow for any alterations to be carried out.

For ODE TD applicants, it is required to assist a TD at 3 official events to be signed off. In regional areas, where assisting at events may be difficult (because of distance and/or frequency of events), exceptions to these Probationary TD requirements may be requested by the RDC. This request is ratified by the CIP and then it is presented to the sub-committee.

The Technical Delegate will be present on the day of the Horse Trials:

- to ensure that they are conducted in accordance with the Rules;
- to act as technical delegate;
- to give what help and guidance may be required;
- to inspect and approve the cross-country and jumping courses before they are shown to the riders;
- to authorise appropriate alterations being made if, in his opinion, the courses are not in all respects within the limits laid down in the Rules or are unsuitable for the classes of horses expected to take part;
- to take responsibility for all decisions except where otherwise stated in the rules.

His/her sole task at a Horse Trial will be that of Technical Delegate.

Expenses incurred by the Technical Delegate will be the responsibility of the Organiser.

Should the Technical Delegate feel that there were any issues arising from the event which need to be addressed, a report should be submitted to PCQ within 7 days of the event.

18. JUDGES AND COURSE DESIGNERS

The judges for each test in the competition and Course Designers for Cross Country and Jumping Tests are approved/appointed by the organisers as follows: Dressage: For the **One Star and Two Star**, there must be at least two judges and for **Preliminary, Introductory, 12 years & under**, there may be one or two judges, (2 if possible), all of whom must be approved by PCQ. In exceptional cases the Technical Delegate may approve the use of only one Judge.

The following may not serve as judges:

- a) Owners or riders of horses taking part *in that class*:
- b) Close relatives of those mentioned in (a)
- c) Team Managers whose competitors are entered in the competition

There must be a Chief Dressage Steward, who may be the organiser, to organise judges, pencillers and scorers.

Cross Country: There must be a Course Designer.

There must be a Chief Cross Country Steward, who may be the organiser, to supervise the jump judges, time keepers and scorers; to brief jump judges and riders prior to cross country, *and to take appropriate action in the event of an accident to a rider, horse or obstacle.*

Jumping: There must be one judge and/or Course Builder approved by PCQ. There must be a Chief Showjump Steward, who may be the organiser.

Appeals Committee: There shall be three persons appointed by the Organising Committee, and approved by the PCQ but there must be no conflict of interest, whose duty will be to settle disputes, to decide on elimination in the case of cruelty, unfitness of horse, etc. in consultation with Technical Delegate and Veterinary Surgeon.

Refer also to PCQ Official Kit for Organisers and Scoring Handbook for further details.

19. OFFICIALS

All Officials are appointed by the Organiser.

Medical: If possible, a doctor should be present at least during the Jumping and Cross Country tests and in every case an ambulance or First Aid Medical Officer must be on the ground throughout the competition.

In the event that the medical personnel leave the venue, the event must be halted until such personnel return. Emergency vehicles must be able to access all parts of the venue.

If it is impossible to obtain the services of a doctor, the minimum alternative is for personnel with Senior First Aid accreditation to be present.

Such personnel **should have no other responsibilities for the day and should wear identification such as arm bands or bibs so that they may be clearly identified.** Arrangements should be made for the nearest convenient hospital to accept any casualty transported there by ambulance.

Veterinary: If possible, a Veterinary Surgeon should be present during the jumping and cross-country tests and must be available on call for the duration of the event.

Communication: The Organising Committee must arrange

adequate communication involving all emergency services and key officials.

20. BRIEFING OF OFFICIALS/STEWARDS

- Briefing to take place before the cross country phase commences
- Briefing to include rules on dangerous riding, abuse of horse, excessive pressure on a tired horse, passing and right of way on cross country.
- All riders, including those retiring or eliminated, must return via the finish line.
- Cross Country Starter to control the number of horses on the cross country course at any given time - this number will vary from course to course.
- Riders to be briefed prior to the cross country phase

21. PARTICIPATION

Riders must be members of the PCQ. Horses must **have performance cards for their relevant class** for Official Horse Trials by PCQ. Leased horses may be ridden as laid down in PCQ rules.

22. a) AGE OF HORSES

The age of the horse is at the 1st January

All horses must be 4 years of age or over.

b) AGE OF COMPETITORS

Age of riders as at first day of competition.

23. ACCEPTANCE OF RULES

Making an entry for any Official Horse Trials constitutes implicit acceptance of Horse Trials Rules.

24. ENTRIES

A horse may be entered in the class for which it is eligible.

The entry form must be signed by the Secretary **or Nominations' Secretary** and must include a statement that the rider is a member of PCQ and the horse is owned or leased by a member of PCQ. **If nominations are done online, current membership and registration of the horse will be verified. A list of nominations should be emailed to each Club to see if there are any reasons for the nomination not to be accepted.**

If the horse is upgraded between the close of the entries and the date of the competition, the entry must be transferred to the appropriate class.

If, however, the competitor wishes to withdraw after upgrading, the entry fee will be refunded.

Riders compete at the grade shown on their performance card, riders cannot upgrade on the day.

FOR STATE EVENTS, HORSES/RIDERS WILL COMPETE IN THE GRADE/AGE AT THE CLOSING DATE OF NOMINATIONS.

PCQ rules regarding substitutions apply but mounts cannot be substituted after the commencement of the competition

25. HORS CONCOURS

Organisers may, at their discretion, accept entries “Hors Concours” or may permit an eliminated competitor to continue to take part in subsequent tests, but no prize can be awarded nor qualification earned for participation HC.

Under no circumstances may a horse be ridden HC in a class higher than that for which it is eligible.

Organisers are responsible for informing the scorers of combinations permitted to compete Hors Concours and these horses must be shown on scoreboard as competing HC.

26. ORDER OF STARTING

The order of starting will be drawn after entries have been received but competitors with long distances to travel may be seeded, at the discretion of the organiser. The order of starting drawn up after close of entries will be adhered to throughout the competition, unless the Jumping test takes place last, in which case the order of starting may be changed at the discretion of the organiser.

The order of starting and the times at which competitors will be required to start will be posted to the Club Secretary, in a stamped, self-addressed envelope provided by the Club Secretary with nominations.

Scratchings will be posted at the Secretary's office on the ground on the morning of the event, as soon as they are known.

Competitors must, under penalty of elimination, be prepared to start in the order shown on the draw. If, in exceptional circumstances, it is necessary to alter the timetable all reasonable steps must be taken to inform competitors when they must under penalty of elimination, be prepared to start at their revised times. The method of distributing this information must be clearly shown in the schedule.

Performance Cards must be presented to Organising Committee prior to competing.

27. WITHDRAWALS

All competitors must declare their intention to withdraw by 4.00 p.m. on the day preceding the event or as stated in the programme. Competitors who do not declare their intention to withdraw are liable to a penalty at the discretion of the PCQ. Withdrawals prior to close of entries will be refunded in full, (although an administration fee of up to 10% may be deducted). There will be no refund of entry fees for withdrawals after close of entries, unless a written request, with Vet or Doctor Certificate or Chief Instructor letter included, within 7 days.

28. NUMBERS

For purposes of easy identification, competitors must wear numbers both in front and on their backs during the cross country test. The same numbers or

arm bands, may be used for the dressage and jumping tests. *If clubs are providing paper back numbers, they must state this on the programme and have holders available for hire or purchase at the event.*

29. ORDERS

Riders and owners of competing horses and their helpers, must, under penalty of elimination, obey any order or direction given to them by any responsible official and they must, in particular, be careful not to do anything liable to upset or hinder the undisturbed progress of the competition.

30. PRACTICE OBSTACLES

The only practice obstacles that competitors may jump are those provided by the Organising Committee.

The Organising Committee should provide at least one fixed practice obstacle, the dimensions of which may not exceed those for the Cross Country Test.

The Organising Committee must also provide at least two adjustable practice obstacles, one straight and one spread, in the exercise area near the jumping arena. These obstacles, constructed in the usual manner, must be marked with red and white flags.

No part of the obstacle may ever be held by anyone. These obstacles may not be higher than the highest jump allowed in the Jumping Test. The spread may never exceed the maximum permitted. The practice obstacles shall only be jumped at times laid down by the Organising Committee. Violation of any of the above provisions relating to practice obstacles is forbidden, under penalty of disqualification.

31. RESTRICTION ON SCHOOLING HORSES

Competitors may not, under penalty of elimination, ride on, over or near any part of the cross country course, nor enter the dressage or show-jumping arenas, unless specifically authorised by the Technical Delegate, except when actually competing.

It is forbidden, under penalty of disqualification, for anyone other than the competitor who will ride the horse in the competition, to school the horse for the duration of the event, except a parent or Pony Club instructor may lunge the horse.

No competitor may compete, other than Hors Concours (HC), on a horse which has had the opportunity to practise over any of the obstacles, except where the course is generally available for schooling. In this case, no competitor may have practised on any of the obstacles to be used in the competition for TWO weeks (State 4 weeks) before the competition.

32. ELIMINATED RIDERS

Eliminated riders are allowed to compete in subsequent phases, but the TD

retains the discretion to eliminate them from any further participation, on the grounds of welfare or safety.

33. DANGEROUS RIDING/ABUSE OF HORSE

The TD has discretionary use of up to 25 penalties for issues arising on course.

Any act or series of actions which, in the opinion of the Technical Delegate, can clearly and without doubt be defined as abuse of horse or dangerous riding, shall be penalised by elimination or a Penalty of 25 penalty points.

Similarly, any rider who affects the safety of any horse, rider or third party will be considered to have acted dangerously, and will be penalised by elimination or a penalty of 25 penalty points.

Abuse of Horse includes:

- excessive use of whip and/or spurs (Also see Para. 33a.)
- rapping
- riding an exhausted horse
- excessive pressing of a tired horse
- riding an obviously lame horse
- riding out of control (Horse clearly not responding to the Athletes restraining or driving aids).
- riding fences too fast or too slow.
- repeatedly standing off fences too far (pushing the Horse to the foot of the fence, firing the Horse to the fence).
- repeatedly being ahead or behind the Horse movement when jumping.
- series of dangerous jumps.
- wilful obstruction of an overtaking Athlete and/or not following the instructions of the Officials causing danger to another Athlete

Officials must report such actions as soon as possible to the Technical Delegate supported, where possible, by a statement from one or more witnesses. The Technical Delegate must decide if there is a case to be answered.

a. Excessive use of Whip, Spurs, Bit

1. WHIP

The use of a whip must be:

- For a good reason;
- At an appropriate time;
- In the right place;
- With appropriate severity.

Reason: The whip must only be used either as an aid to encourage the horse forward or as a reprimand. Thus it must never be used to vent a rider's temper - any use for such a reason is automatically excessive and therefore a breach

of these Rules.

Time: As an aid, the appropriate time is when the horse is reluctant to go forward under normal aids of seat and legs. As a reprimand, the only appropriate time is immediately after a horse has been disobedient, eg napping, refusing (but not after elimination, when it will always be excessive). The whip should not be used after a horse has jumped the last fence on a course.

Place: As an aid to go forward, the whip may be used down the shoulder or behind the leg. It must never be used 'over-arm', eg a whip in the right hand being used to the left flank. The use of a whip on a horse's head or neck is always excessive use.

Severity: As a reprimand only, a horse may be hit hard. However, it should never be hit excessively (as a guide more than 3-4 times for any one incident). If the horse is marked by the whip, eg the skin is broken or there is a welt, its use is excessive.

2. SPURS

Spurs must not be used to reprimand a horse. Such use is always excessive, as is any use that results in a horse being marked by a spur.

3. BIT

The bit must never be used to reprimand a horse. Any such use is excessive.

b. Rapping

Any form of rapping, whether done by hand or by any means of a pulley, at any time and in any place, whether in view of the public or not, is forbidden under penalty of disqualification.

34. UNFITNESS OF HORSES &/OR RIDER

If at any time during the competition a horse is lame, sick or exhausted, or unfit to continue, it may be eliminated on the authority of the Technical Delegate, or Appeals Committee or Official Veterinary Surgeon, or Chief Cross Country Judge. Competitors are warned that competing with a horse in such a condition can amount to cruelty.

Similarly these Officials or the Official Doctor may at any time exclude from the competition any competitor who in their opinion is severely injured or unfit, for instance as a result of a fall.

35. BLEEDING

If a horse bleeds in the competition, then the horse is automatically banned from competition for three (3) months from the day of the competition.

36. DOPING

The control of medication of horses must be conducted in accordance with the General Regulations and Veterinary Regulations of the FEI. It is forbidden,

under penalty of elimination to administer any stimulant or sedative to a horse or to cause one to be administered in any way whatsoever with the object of influencing the horse's performance before or during a competition.

37. DESTRUCTION OF SEVERELY INJURED HORSES

If a horse is so severely injured that on humanitarian grounds it ought to be destroyed, the following procedure will apply:

If the owner or his authorised representative is present, his agreement will first be obtained by the Official Veterinary Surgeon.

If the owner or his representative is not available, the Technical Delegate, acting on the advice of the Official Veterinary Surgeon, may order the destruction of a horse.

38. OBJECTIONS

Only the owner, or his authorized agent, or the rider of a horse taking part in the competition is entitled to lodge an objection.

If at a State Event this must be through the Team Manager.

Objections must be made in writing to the Secretary of the event accompanied by a deposit of \$50:

- not later than half an hour after the happening which gave rise to the objection or,
- where marks are concerned, within half an hour of the issue of the marks or,
- in the case of objections to the qualifications of competitors, not later than half an hour before the start of the event or
- in the case of objections to the Showjumping course, not later than 10 Minutes after the walking of the course and before the start of the competition or
- in the case of objections to the Cross Country course, not later than four hours before the advertised starting time of the cross country.

Objections are considered by the Technical Delegate. Appeals against the decision of the Technical Delegate are considered by the Appeals Committee, whose decision is final.

The deposit is forfeit unless the objection is upheld or the Technical Delegate and Appeals Committee decide that there were good and reasonable grounds for the objection.

39. DISCIPLINE

(a) If any complaint is made that the owner or rider of any horse entered for or competing in any event to which these rules apply has committed or may have committed a breach of these rules or has been guilty of any conduct which has or may have been derogatory to the character or prejudicial to the interest of the Association, the Technical Delegate of the Pony Club Queensland officially in attendance at the event during which the cause of the complaint arose or is alleged to have arisen may, if, in his absolute discretion he thinks fit so to do, report the matter to the Association. Any such report

shall be made within 7 days of the complaint being made to the Technical Delegate. Any complaint after the event must be lodged with the PCQ no later than 14 days after the event.

(b) Upon receipt of any such report the Secretary of the PCQ shall convene a meeting of not less than three members of the PCQ Horse Trials Sub-committee to consider the complaint. The Technical Delegate by whom the report was made shall not be one of those to consider the complaint but shall attend the meeting and shall give such evidence of the occurrence as he may be able. The Secretary shall give to the persons by and against whom the complaint was made at least 14 days' notice in writing of the day, time and place at which the matter will be considered by those members of whom a meeting is convened (hereinafter called the 'Adjudicating Stewards') and shall forward to the person against whom the complaint was made, with such notice, a copy of the report submitted by the Technical Delegate.

(c) Upon consideration of the complaint by the Adjudicating Stewards the person/s by and against whom the complaint was made shall be entitled to attend, accompanied by the team manager or club representative in charge on the day, and be heard and to call oral evidence, but not be represented. If any such person shall not attend and no reason sufficient in the opinion of the Adjudicating Stewards for non-attendance shall have been received, consideration of the complaint shall proceed and adjudicated upon in his absence.

(d) In any case in which, in the opinion of the Adjudicating Stewards, any person as aforesaid has committed a breach of these rules or has been guilty of conduct which is derogatory to the character or prejudicial to the interests of the Pony Club Queensland, the Adjudicating Stewards may direct that the person shall not at any time or for such period as they shall think fit take part in any PCQ Horse Trials competitions. Any such direction of the Adjudicating Stewards shall be notified to organisers of all such competitions in such manner (either by publication in any newspaper or periodical published by the PCQ or by circular) as the Adjudicating Stewards may appoint. Persons may be disqualified according to PCQ By-Laws.

40. TEAM SCORING

Teams are formed as a result of the individual's performances in the competition. REFER TO SCORING HANDBOOK.

41.SHORT COURSE HORSE EVENTING

Short Course Eventing **has been introduced.**

It is designed to assist clubs to introduce their members to the Sport of Horse Trials when they may not have access to a full course of obstacles and distance required. Short Course Eventing is run under the same rules and regulations as Horse Trials with a few amendments, which are as follows.

Dressage Phase - No changes.

Showjumping Phase-No change

Cross Country Phase: DISTANCE: Minimum 1,000 m

Number of OBSTACLES:12 – 20 for all groups.

40% MAXIMUM number of Showjumps to 60%. MINIMUM number of Non- Showjumps (Fixed or Portable).

HEIGHTS: Beginners:60cm

Intro/12 & u. 80cm

Preliminary 95cm

TIME: Due to the restricted space that these events will be conducted in:

Beginners: 300mpm

Intro/12 & u.: 350mpm

Preliminary: 400mpm

PENALTIES on C/C course: Same as for H/Trials with addition of Rail knocked down on Showjump obstacles 4 penalties

DRESSAGE

42. UNIFORM, SADDLERY & GEAR REGULATIONS

See Uniform & Saddlery Rules for Gear Check Book (separate book)

43. RULES

The Dressage test is judged under PCQ Dressage rules, except where modified below. Dressage tests should be conducted in a 20m x 60m arena. When there are a large number of entries and/or limited areas available organisers may conduct tests in a 20m x 40 arena. In this case, it must be stated on the programme and/or draw.

44. CALLERS/WHIPS

All tests must be ridden from memory and carrying a whip in the dressage arena is prohibited.

45. TEST

Any of the following test may be used from the PCQ Dressage Test Booklet:

1* and 2*

Preliminary

Introductory

Pre-Introductory

12 years & under

Novice Tests

Preliminary or Novice Tests

Preliminary Tests

Preliminary Test

Preliminary Tests

46.LAMENESS

a) If there is doubt as to the soundness of the horse, the competitor will be allowed to complete the Test, and any unevenness of pace will be severely penalised. The Judge will report the matter to the Technical Delegate who will

decide if the horse shall be permitted to continue the competition.

b) If the horse is so lame that in the opinion of the Judge(s) it ought not to be asked to complete the test, the Judge(s) may consult the Technical Delegate, who may eliminate the competitor.

47. JUDGING (All classes)

All tests must be carried out entirely from memory, and all movements must follow in the order laid down in the test.

A test begins with the entry at A and ends after the salute at the end of the test, as soon as the horse moves forward. Any incidents before the beginning or after the end of the test have no effect on the marks. The competitor should leave the arena in the way prescribed in the text of the test.

Competitors must take the reins in one hand at the salute.

When a movement must be carried out at a certain point of the arena, it should be done at the moment when the rider's body is above this point.

When a competitor makes an "error of the course" (takes the wrong turn, omits a movement, etc.), the Judge at C warns him by sounding the bell. The Judge shows him, if necessary, the point at which he must take up the test again and the next movement to be executed, then leaves him to continue by himself.

However, in some cases when, although the competitor makes an "error of course", the sounding of the bell would unnecessarily impede the fluency of the performance (for instance if a competitor makes a transition at V instead of at K) it is up to the judge to decide whether to sound the bell or not. If, however, there is a "mirror image" movement later in the test where it is possible for the competitor to repeat the same error, the bell should be sounded at the first error.

When a competitor makes an "error of the test" (trot rising instead of sitting, at the salute, does not take the reins in one hand, etc.), he must be penalised as for an "error of course".

In principle, a competitor is not allowed to repeat a movement of the test unless the Judge decides on an error of course and sounds the bell. If, however, the rider has started the execution of a movement and tries to do the same movement again, the judges must consider the first movement shown only and, at the same time, penalise for an error of course.

Unless all judges are in agreement on an error, the competitor receives the benefit of the doubt.

After elimination (except when eliminated for marked lameness), a competitor may continue his performance to the end. The marks will be awarded in the ordinary way.

Any outside intervention by voice, signs, etc., is considered unauthorised assistance.

A horse leaving the arena with all four feet between the time of entry at A and the time of exit at A will not incur elimination if the arena is not fully enclosed or enclosed to the recommended height (30cm), but the movement will be marked accordingly.

A horse leaving the arena with all four feet between the time of entry at A and the time of exit at A will incur elimination if the arena is fully enclosed to the recommended minimum height of 30cms and the gate at A has been closed.

A horse leaving the arena with all four feet between the time of entry at A and the time of exit at A, through the gate at A will be awarded an error of course for the movement if the gate has not been closed.

A horse leaving the arena with all four feet between the time of entry at A and the time of exit at A, other than through an open gate at A, will be eliminated provided that the arena is to the recommended height of 30cms.

A horse leaving the arena with all four feet between the time of entry at A and the time of exit at A will be awarded an error of course for the movement if the surrounds are not at least 30cms in height or if the arena has intermittent boards or line marking.

When a horse makes such an “error of course” by leaving the arena with all four feet between the time of entry at A and the time of exit at A, the judge at C warns him, by sounding the bell. The President then directs him to re-enter the arena at the nearest practical place, then shows him, if necessary, the point at which he must take up the test again and the next movement to be executed.

In the case of a fall of horse and/or rider, the competitor will be eliminated

48. Errors of Course

It is forbidden to carry a whip of any kind while competing in the arena. However, the use of one whip, with a total maximum length of 120 cm (including tassel), in the practice area is allowed. The whip must be dropped before entering the space around the competition arena or the competitor will entail a penalty.

All of the following are considered errors (see FEI Rules for Dressage Art. 430.3 & 430.4):

Errors of course or

Entering the space around the arena with

whip or Entering the dressage arena with

whip or

Not entering the arena within 45 second after the

bell or Entering the arena before the sound of the

bell:

Errors will be penalised as follows:

1st time 2 points

2nd time..... 4 points

3rd time..... Elimination.

49. Scoring – Dressage Phase:

The good marks (including half marks) from 0-10 awarded by each judge to a competitor for each numbered movement of the Dressage Test together

with the collective marks are added together deducting any error of course or test.

For each judge, the mark as a percentage of maximum possible good marks obtainable is then calculated.

This percentage is obtained by dividing total good marks of the judge (minus any error of course or test) by maximum possible good marks obtainable and then multiplying by 100 and rounding the result to two decimal digits. This value is then shown as the individual mark for this judge.

Average percentage for the competitor is obtained by adding together the percentage for each judge and dividing by the number of judges always rounding the result to two decimal digits.

In order to convert average percentage into penalty points, this must be subtracted from 100 and multiplied by 1.0. The result, always rounded to one decimal digit, is the score in penalty points for the test.

50. Reasons for Elimination

Statutory elimination by Dressage Judges:

- Performing a test with improper saddlery
- Performing a test with illegal spurs
- Marked lameness. There is no appeal against this decision
- Leaving the arena completely with all four feet between the time of entry and the time of exit at A, providing that the arena is fully enclosed (see definition above)
- Resistance which prevents the continuation of the test for a period longer than 20 seconds
- 3rd error of course or test
- **Fall of horse and rider in the arena.**

Discretionary elimination by Dressage Judges:

- failing to enter the arena within 45 seconds of the starting signal;
- entering the arena before the starting signal has been given;
- Performing a test with incorrect items of dress;
- receiving unauthorised assistance.

51. MARKING SHEETS

The Judge's marking sheets *must* be given to competitors when the Dressage penalties for all competitors in their class have been calculated

CROSS COUNTRY COURSE

52. UNIFORM, SADDLERY & GEAR REGULATIONS

See Uniform & Saddlery Rules for Gear Check Book (separate book)

53. OBSTACLES

a) Definition

An obstacle is considered as such if and only if its extremities are marked with a red and a white flag or flags and it is numbered.

All significant jumping efforts that the average horse may be expected to attempt to negotiate must be defined as an obstacle or element and flagged, numbered and/or lettered accordingly.

Specifications are laid down in Annex 1.

b) Obstacles with Elements or Options

Obstacles composed of several Elements:

- If two or more jumping efforts, sited closely together, are designed as one integral test, they will be designated as "elements" of a single numbered obstacle.
- Each element will be marked with a different letter (A, B, C, etc) and must be negotiated in the correct order.
- Where two or more jumping efforts are sited so closely together that after a refusal or run-out it would be unreasonably difficult to attempt to negotiate the second or subsequent effort without retaking one or more earlier efforts, these jumping efforts must be designated as one numbered obstacle and lettered accordingly (*See Annex 2*).

Obstacles with options and alternatives;

- Where an obstacle may be jumped in one effort but has options involving two or more efforts, each of these options must be lettered as an element.
- Options or alternative obstacles may be flagged separately and must be identified by the same number/letter as the direct route. In this case both sets of flags must be marked with a black line. Such "Black Flag" alternatives are to be judged as separate obstacles or elements, only one of which has to be jumped. (*See diagram Annex 2*).

Note re Optional fences:

A competitor is permitted to change without penalty from one black flagged line to another (e.g. jumping 6a left hand route then 6b right hand route) provided he has not presented his horse at the next element of the original line. (*See diagrams Annex 2*). In a combination, the Technical Delegate may allow competitors to circle without penalty at a black flag lettered alternative long route, if this improves the flow of the course. This does not change the method of scoring for the

competitor on the direct route through the elements of the obstacle.
If a competitor refuses on one option and then elects to jump the second option, the faults carry on.

If a competitor jumps both options the penalty is elimination.

Nature of Obstacles;

- The obstacle must be fixed and imposing in shape and appearance.
- When natural obstacles are used, they should, if necessary, be reinforced so that they remain in the same state throughout the test.
- All reasonable precautions must be taken to prevent the possibility of a competitor being able to pass mounted under an obstacle.
 - Portable fences must be secured to the ground in such a way that the fence cannot move.
 - The Cross Country obstacles at which a horse, in falling, is likely to be trapped or to injure itself, must be built in such a way that part of the obstacle can be quickly dismantled and can be quickly rebuilt exactly as before.
 - Such a construction must not in any way detract from the solidity of the obstacle.
- In all water crossings, the bottom should be firm and consistent.
- At obstacles where the horse is compelled to take off from water and to land within water, the jumping effort required must be minimal.
- Brush fences, bullfinches etc. may exceed the maximum height only provided that the solid part of the obstacle below which a horse cannot pass through with impunity does not exceed the maximum height. In the case of brush fences only the overall height will not exceed the regulation maximum by more than 20cm.

Number of Jumping Efforts:

- The total number of cross-country jumping efforts shall be within the limits shown in Annex 1.
- To arrive at the number of jumping efforts, the efforts on the route expected to be taken by the average horse shall be totalled.
- **Numbering should be done on the right hand side of the fence preferably.**

Dimensions:

- Within the limits shown in Annex 1, the dimensions of obstacles should be related to the quality and standard of preparation of the competitors.
- The fixed and solid part of an obstacle may not exceed the specified height or spread at any of the points at which the competitor might reasonably attempt to negotiate the obstacle.
- At obstacles involving water crossings (ford, lake or wide river), the depth of water and minimum width must be in accordance with the table in Annex 1.
- The length of any water crossing must be at least 6 metres between

entry and exit, except where an exit step or fence is jumped out of water, in which case the minimum length must be 9 metres.

- At obstacles with spread only (dry or water-filled ditch), a guard rail or hedge in front that facilitates jumping is permitted. It may not exceed 50cm in height. It must be included in the measurement of the spread.

Measurements:

- The height of an obstacle is measured from the point where the average horse would take off
- **Height of fences can have a 5cm tolerance as a result of ground conditions at TD's discretion**
- The spread of an open obstacle (e.g. oxer or ditch) is measured from the outside of the rails or other material making up the obstacle.
- The spread of a closed obstacle with a solid top (e.g. Tables) is measured from the highest point to the highest point.
- The maximum height of the fixed and solid part of a hedge or brush fence must not exceed the dimensions for other fences specified in Annex 1- Table of Obstacle Heights and Spreads.
- In the case of brush fences only the overall height will not exceed the regulation maximum by more than 20cm for all groups. The solid part is unlikely to be injured by the brush or hedge.
- Bullfinches, ie thin brushes or hedges through which a horse can be expected to jump are permitted, provided they can be maintained in consistent condition throughout the test.
- When the height of an obstacle cannot be clearly defined (natural Hedge or brush fence), the height is measured to the fixed and solid part of the obstacle through which a horse cannot pass with impunity. The drop on the landing side of an obstacle is measured from the highest part of the obstacle, **including from the top of a brush fence**, to the spot where the average horse would land. (See Annex 2)

54. SPEED

The optimum time for completing the course is calculated at speeds as follows:

Two Star	520mpm
One Star	500 mpm
Preliminary	450 mpm
Introductory	400 mpm
12 years & under	400 mpm (Introductory)
Pre Introductory	350 mpm

Exceeding the Optimum time incurs 0.4 penalty for every commenced second, up to the Time Limit, which is twice the Optimum Time.

Under the Optimum Time

Penalties will be imposed for riders being under time.

Riders will be allowed to be 20 seconds under the Optimum Time before a

0.4 penalty is applied for every commenced second (**One Star and below**). Competitors are permitted to wear a watch.

The Technical Delegate in consultation with the Course Designer may allow a variation of the optimum speed to allow for difficult conditions such as heat, hardness of ground, abnormal amount of slow travelling terrain.

55. PENALTIES

Faults (refusal, run-out, circling and falls) will be penalised unless in the opinion of the jump judge they are clearly not connected with the negotiation of a numbered obstacle or element.

1. Faults at Obstacles

Disobediences:

First refusal, run-out or circle	20 penalties
Second refusal, run-out or circle at same obstacle	40 penalties
Third refusal, run-out or circle at same obstacle	Elimination
Fourth refusal, run-out or circle on course	Elimination
Fall of competitor anywhere on course	Elimination
Fall of horse anywhere on course.....	Elimination
Dangerous riding	25 penalties
Activating a frangible device (if installed)	11 penalties (One Star and Two Star)

2. Time Faults

Exceeding Optimum Time:	0.4 penalty point per second
Completing cross-country course more than 20 seconds <u>under</u> optimum time	
One Star & below	0.4 penalty point per second
Exceeding Time Limit (twice the optimum time).....	Elimination

3. Dangerous Riding

Penalties will be determined by the Technical Delegate in accordance with the Rules. In addition to or instead of the possible penalties of warning, fine or disqualification, the Technical Delegate may penalise the competitor with 25 penalties.

4. Additional Reasons for Elimination

- (i) Elimination at the discretion of the Technical Delegate in the following
- Deliberately starting before being given the signal to start.
 - Wilful obstruction of an overtaking competitor, or failure to follow the instructions of the officials while being overtaken.
 - Causing danger to another competitor while overtaking that competitor.
 - Failure to stop when signalled.
 - Unauthorised assistance.

- f) Passing through a compulsory passage in the wrong direction without correction.
- g) Jumping or attempting to jump any obstacle without headgear, or with an unfastened retention harness.
- h) Dangerous riding.

(ii) Elimination **must** be applied by the Technical Delegate to the following:

- a) Abuse of horse;
- b) Competing with improper saddlery.
- c) Error of course not rectified.
- d) Omission of obstacle or compulsory passage.
- e) Jumping or incurring a fault at an obstacle in the wrong order or passing through a compulsory passage in the wrong order or jumping an obstacle in the wrong direction; Exception - see: Obstacles composed of several elements
- f) Retaking an obstacle already jumped;
- g) Competitor in difficulty at an obstacle (see Rule 62)

55. DEFINITIONS OF FAULTS

Faults (refusals, run-outs, circles) will be penalised unless in the opinion of the jump judge they are clearly not connected with the negotiation or attempted negotiation of a numbered obstacle or element.

1. Refusal

(a) **At obstacles or elements with height (exceeding 30cm)**, a horse is considered to have refused if it stops in front of the obstacle or element to be jumped. Competitors are not permitted to press a horse that has stopped to jump from a standstill. Such action may constitute dangerous riding – at the discretion of the TD.

(b) **At all other obstacles (ie 30cm or less in height)** a stop, followed immediately by a standing jump, is not however penalised, but if the halt is sustained or in any way prolonged, this constitutes a refusal. The horse may step sideways but if the horse steps back, even one foot, this is a refusal.

(c) After a refusal, if the competitor redoubles or changes his efforts without success, or if the horse is re-presented at the obstacle after stepping back and stops and steps back again, this is a second refusal; and so on.

2. Run-Out

(a) A horse is considered to have run-out if having been presented at the obstacle or element, it avoids that obstacle or element in such a way that the head and the neck of the horse fail to pass between the extremities of the element or obstacle as it is flagged. That is, the horse has to be represented at the obstacle. **A competitor may receive clarification of jumping penalties from the obstacle judge eg after having knocked a flag at a corner obstacle or if jumping the incorrect side of the flag.**

(b) A rider is permitted to change his mind as to where he jumps an obstacle or element at any time, without penalty, including as a result of a mistake at

a previous obstacle or element.

(c) If however, the horse avoids part of the obstacle at which it has been presented, 20 penalties are incurred.

3. Circle

(a) A horse will be penalised for a circle if, having been presented at an obstacle, it crosses the track that it created before it jumped the obstacle, or before it jumped the last element of a multiple obstacle.

(b) After being penalised for a refusal, run-out, circle/s or fall, a competitor is permitted to cross his original track without penalty in order to make another attempt and may also circle one or more times without penalty, until he again presents his horse at the obstacle.

(c) At separately numbered obstacles, a competitor may circle between or around them without penalty provided he has not presented his horse at the second or subsequent obstacles.

(d) At an obstacle composed of several elements (A, B, C, D, etc...) a horse will be penalised if it passes around any element or circles between elements at any time between first being presented at the obstacle and finally completing the last element. See diagram 2 (but see Rule 53 for possible exception at black flagged alternatives).

(e) Jumping incorrect obstacle before the correct part of obstacle for that class:

- where obstacles are side by side, counted as a corrected deviation of course and incurs 20 penalty points.
- where obstacle is sited before the other obstacle, no penalty, only loss of time.

4. Falls

(a) A competitor is considered to have fallen when he is separated from his horse in such a way as to necessitate remounting or vaulting into the saddle.

(b) A horse is considered to have fallen when at the same time both its shoulder and quarters have touched either the ground, or the obstacle and the ground, or when it is trapped in a fence in such a way that it is unable to proceed without assistance or is liable to injure itself. (See Rule 52.4.(ii)).

(c) **Any fall of Horse or Rider anywhere** on the cross country course entails elimination. Rider must be medically examined before any subsequent ride.

5. Obstacles composed of several elements

(a) At an obstacle composed of several elements, a horse may refuse, run out and/or circle twice in all without incurring elimination.

(b) If after a refusal, run out or circle/s, or fall at any element, the competitor is permitted to retake any elements already jumped, although he is liable to be penalised for any fault even if he has previously jumped an element successfully.

(c) If after a refusal, run-out or circle, the competitor wishes to pass through flags in the wrong direction in order to retake an element, he may do so without penalty.

6. Judging of Bounce Obstacles

At any obstacle where the distance between elements is 5 metres or less (i.e. a 'bounce'), when a horse has negotiated the first element without penalty, he will be deemed to have been presented at the second element - and similarly if the 'bounce' is for example the second and third elements of a combination. Thus if a rider 'changes his mind' while negotiating the first element and, for example, then goes a longer route, he will still be penalised 20 penalties for a run-out.

7. Judging of Water Jump

Entry to water jump must be through flags (i.e. no practising beforehand by entering at another part of the water complex)

Exit cannot be through the same set of flags used to define the entry to the water, under penalty of elimination.

8. Instruction to Officials

Where there is any doubt as to the correct interpretation of the rules of judging any element, obstacle or combination of obstacles, it is recommended that the Technical Delegate should approve the instructions to the Officials, providing a rough sketch if necessary, and all competitors will be informed.

9. Frangible Pins

When jumping on a course equipped with frangible pins, 11 penalties will be incurred for the activation of the frangible device at a fence. [On EA courses, frangible pins are compulsory for Two Star and highly recommended for One Star].

56. MARKING OF THE COURSE

1. Red and white boundary flags

Are used to mark the start and finish and compulsory sections of the course, to define obstacles and to indicate compulsory changes of direction. They are placed in such a way that a rider must leave a Red Flag on his right and a White Flag on his left. All red or white flags must be respected wherever they occur (except as provided in Rule above (55.2) under penalty of elimination at the discretion of the Technical Delegate. They must be passed mounted.

2. Direction Markers or Signs

Are normally yellow in colour and are intended merely to show the general direction to be taken and to help the rider find his way.

Passing close to them is not obligatory.

3. Obstacle Numbers and Class Indicators

(a) Each obstacle shall be numbered and marked with the relevant number and obstacles with elements or options shall, in addition, be lettered (A, B, C, etc) according to the colour indicator code.

(b) For the convenience of competitors when they are inspecting the course, coloured indicators are used to mark the obstacles for different classes:

Yellow	Two Star
Pink	One Star
Red	Preliminary
White	Introductory
Orange	12 years & U Introductory
Green	Pre-Introductory
Any other colour	Unofficial classes

All numbers on indicators are to be black or other similar high contrast colour.

4. Position of Markers.

(a) Boundary flags and direction markers will be large and placed in a conspicuous position.

(b) All obstacles, boundary flags, direction markers, and class indicators which have to be observed by competitors must be exactly in position by the time the course is open for inspection by competitors and any variations in the course for the different classes clearly marked. (If impractical, the position of boundary flags, direction markers and class indicators must be clearly indicated to the competitors during the course inspection).

(c) Before the commencement of each class, the boundary flags must be re-positioned, where necessary, so that they exactly define the course for the class concerned.

57. OUTLINE OF OBSTACLES

The outline of the obstacles will not be published in advance.

58. ACCESS TO COURSE

The course must be open for inspection by competitors as early as possible on the day preceding the cross country phase. The time must be stated in the schedule.

Competitors may inspect the course on foot only.

59. CLOSURE OF COURSE

The course will be closed to mounted competitors two weeks prior to the competition. For State Championships the course will be closed for **4 weeks** prior to the event. Cross Country can be used for competition within two weeks of another competition, but not for training or schooling.

60. PLAN OF THE COURSE

A plan of the course must be displayed by the time the course is open for inspection by competitors. This plan must include:

- Position of the start and finish
- Numbered obstacles

- Compulsory passages
- Distance
- Speed
- Optimum Time and Time Limit
- Any decisions made by the Technical Delegate in regard to the course.

61. MODIFICATION OF THE COURSE

After the course is open for inspection by competitors, no alteration may be made, except that, where exceptional circumstances (such as heavy rain) make one or more obstacles unfair or dangerous, the Organiser is authorised, with the sanction of the Technical Delegate, to reduce the severity of or to by-pass such obstacles. Course designers and TD's may add additional dressing, where appropriate, after the course has been opened. This may include enhancing take offs and landings, enhancing ground lines or providing shrub dressing to specific fences.

In such a case, the Chief Cross Country Judge/Steward and every competitor must be officially and personally informed of the proposed alteration before the start of the test.

An official may have to be stationed at the place where an alteration has been made, in order to warn the competitors.

If it is necessary in the interests of safety to order an obstacle to be by-passed during the competition, all jumping faults previously incurred at that obstacle shall be cancelled with the exception of elimination.

A competitor who has been eliminated shall NOT be reinstated in the competition. Once taken out the obstacle shall NOT be re-introduced.

The Technical Delegate will decide what arbitrary adjustment shall be made to competitors' times.

62. COMPETITOR IN DIFFICULTY AT AN OBSTACLE

If in attempting to negotiate an obstacle a horse should be trapped in such a way that it is unable to proceed without assistance or is liable to injure itself, the competitor will be instructed to dismount and is eliminated. The judge in charge of the obstacle shall decide if parts of the obstacle need to be dismantled or if any other assistance shall be given to extricate the horse.

63. STOPPING COMPETITORS

1. If any part of an obstacle is obstructed by a competitor in difficulty or if any obstacle has been dismantled to release a fallen horse, or if an obstacle has been broken and is not yet rebuilt, or in any other similar circumstances, subsequent competitors must be halted.
2. In such a case a person should be posted in the path of an oncoming competitor. He shall wave a red flag, which indicates that the competitor

must stop. Failure to stop is penalised by elimination at the discretion of the Technical Delegate.

3. Competitors may be stopped at obstacles or at Stopping Points on the course.

4. The official will stop competitors only upon the instruction of the Control Centre or during an emergency at his own obstacle.

5. The time during which the competitor was stopped, from the moment he passed the Stopping Point until he re-passed that same point after being given the order to restart, will be recorded, passed to the official time-keepers, and deducted from the total time taken by the competitor to complete the course. It is clearly intended that the time shall be taken as the competitor gallops past the Stopping Point, not after he halts nor after a start from the halt.

6. The Organising Committee must, however, take the necessary steps to avoid such incidents.

64. OVERTAKING

1. Any competitor who is about to be overtaken by a following competitor must quickly clear the way.

2. Any competitor overtaking another competitor may do so only at a safe and suitable place.

3. When the leading competitor is within 15m of an obstacle to be jumped, the leading rider has right of way to jump the fence until the first refusal/runout/circle. If necessary, the jump judge will direct the competitor following to circle their horse, take the time whilst this is occurring and direct this following rider to have access to the fence either on the successful completion of the jump by the leading rider or, if this leading rider has a refusal, this rider will be directed to circle (with time taken) to allow the following rider access to the fence.

4. The penalty for wilful obstruction of an overtaking competitor, failure to follow the instructions of the officials or causing danger to another competitor is elimination at the discretion of the Technical Delegate or a 25 point penalty may be added to the competitor's score.

5. In the case of a preceding competitor not allowing safe overtaking (for whatever reason), it is the responsibility of the following competitor to draw back or circle to allow a safe distance between himself and the preceding competitor. In such a case, the Technical Delegate will consider a request to deduct the extra time incurred by such a manoeuvre done in the interest of safety.

6. The timing during which the competitor is held up by Officials will be recorded and deducted from the total time taken by the competitor to complete the course.

65. UNAUTHORISED ASSISTANCE

(a) Any intervention by a third party, whether solicited or not, with the object of facilitating the task of the competitor or of helping his horse, is considered unauthorised assistance and the competitor is liable at the discretion of the TD to be eliminated.

(b) In particular the following are forbidden:

- Intentionally to join another competitor and to continue the course in company with him.
- Intentionally to take a lead from another competitor;
- To post friends at certain points to call directions or make signals in passing.
- To be followed, preceded or accompanied, on any part of the course, by any vehicle, bicycle, pedestrian or horseman not in the competition.
- To have someone at an obstacle to encourage the horse by any means whatsoever.
- To receive any information, by any means whatsoever, about the course, before it is officially shown to the competitors.
- To tamper with the obstacles or any part of the course including, for instance flags, indicators, markers, notices, ropes, trees, branches, wire or fences, to dismantle a part of an enclosure so as to clear a way, whether temporary or permanent.

(c) The use of receiving apparatus by the competitors and members or officials of a team is strictly forbidden. A steward shall be appointed to see to the application of this rule.

(d) Officials or spectators who draw the attention of a competitor to a deviation from the course are giving unauthorised assistance, which may result in the elimination of the competitor. In this case, the official concerned is liable to be disciplined.

(e) Each case of unauthorised assistance will be decided by the Technical Delegate. The Technical Delegate decides finally and without appeal.

Exceptions

(a) If a competitor dismounts, to adjust his saddlery, to remount, or be handed any part of his saddlery or equipment, while he is dismounted or after he has remounted.

(b) At the start of the Cross Country and at any other point determined and announced by the Organising Committee it is permitted to assist the competitor and to attend to his horse (groom, water, etc.)

(c) A competitor may be handed his spectacles at any time without dismounting.

(d) Competitors are permitted to use a watch.

(e) A competitor may receive clarification of jumping penalties from the Obstacle Judge **e.g.** after having knocked a flag at a corner obstacle or if

jumping the incorrect side of the flag.

66. ELIMINATION AND RETIRING

Competitors eliminated or retiring from any part of the course for any reason, must leave the course at once and has no right to continue. He shall take every precaution to avoid disturbing other competitors. A competitor must walk his horse off the course either mounted or dismounted.

They shall not jump any obstacles after being eliminated or retiring.

Competitors ignoring this rule may be issued with a warning by the Technical Delegate.

Eliminated riders are allowed to compete in subsequent phases but the TD retains the discretion to eliminate them from any further participation on the grounds of welfare or safety.

67. JUMP JUDGES

Judges must be appointed for all obstacles on the course but one judge may take charge of more than one obstacle, provided they are all clearly visible to him and he is in a position to maintain adequate control.

The Jump Judge must be in a position not to interfere with the riders.

68. TIME KEEPING

Unless a competitor starts early, time is counted from the instant the Starter gives the signal to start until the instant when the nose of the mounted horse passes the finishing line.

Time is counted in whole seconds, fractions being taken to the next whole second above. E.g. 30-1/5 seconds is recorded at 31 seconds.

Periods during which a competitor has been held up by a jump judge or official will be deducted from the above time, to give his correct time for completing the course.

Competitors are permitted to use a watch.

69. METHOD OF STARTING

1. Competitors at the start of any phase must be under the control of the Starter. The horse does not have to stand absolutely immobile, but the Competitor must not get any advantage from a flying start. Each competitor should be given reasonable warning before the time is due to start, but it is the competitor's responsibility to ensure that he starts at the correct time.
2. In order to simplify the task of the starter for the cross country, an enclosure 5 by 5 metres may be built with an open front through which horses will both enter and start. Alternatively an enclosure approximately five meters by five meters will be built at the Cross Country, with an open front through which horses will start

and a gap in one or both sides from which the horses will enter.

Each competitor must start from within this enclosure and, provided he does not cross the starting line before the signal is given, he is at liberty to move around the enclosure as he pleases. An attendant may lead horse into the enclosure and may hold the horse until the signal to start is given. From that instant, the competitor is considered to be on the course and no further assistance may be given. Arrangements should be made, to ensure that a competitor is **not** eliminated through the uncontrollable action of his horse.

3. If a competitor starts early, his time will be recorded from the moment he crossed the start line. An early start can be eliminated at the discretion of the TD.
4. If for any reason a competitor is not ready to start at his correct time he may be allowed, at the discretion of the Starter, to start when he is ready, subject to the following conditions:
 - a late competitor will not be permitted to start if there is any risk of interfering with the subsequent competitor
 - this starting time will be recorded as if he had started at the correct time.
5. Co-starter to control and limit the number of riders on the cross country course at any given time (safety requirement)

70. COMPULSORY INSPECTION OF HORSES

All horses may be inspected at the conclusion of any phase by the Veterinary Surgeon or the Steward appointed for the task, and the officials concerned shall have the power to order the withdrawal of any horse which they consider to be unfit. This also applies when the showjumping phase is held prior to the cross- country

71. SCORING – Cross Country

The penalties incurred for faults at the obstacles and for exceeding the Optimum Time or for being too fast, are added together to give the competitor's penalty score for cross country.

72. LOSS OF HELMET

Loss of helmet, while riding, incurs elimination.

73. MEDICAL ARMBANDS

Riders entering the cross country section of an ODE, Hunter Trial or Short Course Eventing are required to wear a Medical Armband. Copy available on website.

74. FIRST AID

It would be reasonable that a First Aid Officer of a Pony Club must hold either a current recognised Senior First Aid Certificate or Nursing qualification.

At events, there should be present an ambulance, doctor, nurse, St. John's Ambulance personnel or, as a minimum requirement, a person holding a current senior first aid certificate.

The First Aid person must have no other duties and should wear a clearly visible bib or armband designating this duty.

A First Aid station must be provided.

Additionally for Horse Trials:

- both the showjumping and cross country to have separate first aid personnel
- Emergency vehicles must be able to access all parts of the ground
- Local ambulance and hospital must be advised of the location of the event
- Riders who have fallen are eliminated and must be assessed by First Aid Personnel before riding another horse at the event
- The organising committee must arrange adequate communication involving all emergency services, officials and cross country crash crew (i.e. two-way radios)

SHOWJUMPING

UNIFORM, SADDLERY & GEAR REGULATIONS

75. RULES

The jumping test consists of one round of the course judged under the Rules of the FEI Table A, except where modified below. There is no jump-off.

The Test is similar to an ordinary Show Jumping Competition, but without any attempt to find a 'winner' of this test on its own. Its main objective is to prove that, the horse and rider are well trained in the specialist discipline of showjumping. It is also to prove that, after a test of endurance, the horses have retained the suppleness, energy and obedience necessary for them to perform.

The nature of the course, its length, the speed demanded and the dimensions of the obstacles depend not only on the degree of difficulty of the whole Competition and on the quality and state of preparation of the competitors, but also on the relative influence the Jumping Test is required to exert on the whole Event (see Rule 15).

76. SHOWJUMPING COURSE

Within the limits shown in Annex 1, Course Designers are free to plan a track suitable to the quality and standard of preparation of the competitors. In exceptional circumstances it is permissible, with the approval of the Technical Delegate to add up to 10% of the maximum permitted distance.

Red and white boundary flags mark the start and finish but need not be used to mark the extremities of the obstacles, provided these are clearly defined.

The plan of the course, which must be posted not less than one hour before the jumping commences, must show:-

- position of starting and finishing lines
 - relative position of obstacles
 - **obstacle number to be placed on right hand side**
 - type of obstacles (oxer, vertical, triple bar) and numbers
 - the track to be followed marked by a series of arrows showing
 - direction in which each obstacle must be jumped
 - length of the course
 - speed
 - the time allowed and time limit
 - alternative obstacles
 - any decision made by the Technical Delegate with regard to the course.
- Before commencement of each Class a break of 10 minutes minimum should be allowed for competitors to walk the course.

Starting and Finishing Lines

The starting and finishing lines may not be more than 15m nor less than 6m from the first and last obstacle. These two lines must each be marked with an entirely red flag on the right and an entirely white flag on the left. The start line and finish line must also be marked with markers with the letters S (= Start) and F (= Finish).

Time of the Round

The time of the round is the time taken by a competitor to complete the round, plus time corrections. After the bell has been rung to signal permission to start, the competitor should cross the starting line within a 45 seconds countdown, after which his time will start. The competitor must not start before the signal has been given. It extends to the moment that the mounted competitor crosses the finishing line having jumped the last obstacle. Both these lines must be crossed in the direction indicated on the plan.

77. OBSTACLES

There will be approximately 8 to 12 numbered obstacles. *The obstacles should have a balance of vertical and spread obstacles and shall include, **one double**.* The obstacle should be as solid and as imposing in appearance as available materials allow.

The dimensions of the obstacles shall not exceed the limits shown in Annex 1. The spread of an obstacle may not be more than the height of the obstacle plus one third. A tolerance of 5cm in height is acceptable, if dictated by the terrain or by the spacing of the cups.

Closed combinations are not permitted. A water jump is not permitted, but a water ditch with rails over is allowed. Alternative obstacles are permitted. These jumps are to be marked on the course plan with the same number and with the word **Alternative**.

78. SPEED

The test must be carried out at the following speeds:

2 Star class	350 mpm
One Star , Preliminary classes	325 mpm
Introductory, 12 years & Under classes	300 mpm
Pre Introductory classes	300 mpm

79. PENALTIES

a. Faults on Course

Knocking down an obstacle, touching boundary mark of water, or foot in water/or rider 4 penalties

First disobedience in whole test 4 penalties

Second disobedience in whole test **8 penalties**

Third disobedience in whole test..... **Elimination**

First fall of horse and/or rider Elimination

Exceeding time allowed..... **0.4 penalties for each commenced second or part thereof**

Exceeding time limit..... **Elimination**

b. Time Faults

The length of the course and the speed demanded determine the time allowed. Completing the course in less than the time allowed is not rewarded, but exceeding the time allowed is penalised by 0.4 penalty for each second or part of a second in excess of the time allowed up to the time limit which is twice the time allowed.

Exceeding the time limit results in elimination.

After the bell is rung signalling the start of the round the competitor will have 45 seconds to pass through the start pegs and commence the round. The clock will be started for the time of the round after the 45 seconds countdown has elapsed.

Time Corrections

The following time corrections should be added when a disobedience results in an obstacle being knocked down, and time-off is required:

- 4 seconds will be added to the time of the round.
- The clock is stopped until the obstacle has been rebuilt.

c. Additional Reasons for Elimination

a) Elimination **must** be applied by the Showjumping judge in the following cases:

1. Jumping or attempting to jump an obstacle in the arena before the start of the Test.
2. Starting before the signal is given and jumping the first obstacle of the course.
3. A horse resisting for 45 consecutive seconds during the test. (Resistance includes: taking more than 45 seconds to jump a single obstacle or the first part of a combination and resistance continuously for 45 seconds during the test).
4. Omitting to cross the starting and/or finishing lines between the flags or omitting the compulsory turning points.
5. Failure to re-attempt an obstacle after a run-out or refusal;
6. Jumping or attempting to jump an obstacle that does not form part of the course during the Test.
7. Omitting to jump an obstacle of the course.
8. Jumping an obstacle in the wrong order.
9. Jumping an obstacle in the wrong direction.
10. Jumping or attempting to jump an obstacle after an interruption without waiting for the bell.
11. Not jumping all the fences of a combination again after a disobedience
12. Not crossing the finishing line mounted before leaving the arena.
13. A loose horse leaving the arena before the end of the Test, including before starting.
14. Accepting, while mounted, any object whatsoever during the Test, except spectacles.
15. Exceeding the time limit;
16. Second runout or refusal

17. Error of course not rectified.
18. Competing with improper saddlery, or with a whip exceeding 75 cm.
19. First fall of horse/rider

b) Elimination is left to the discretion of the Showjumping judge in the following cases:

1. Not entering the arena when the competitor's number is called.
2. Not entering the arena mounted or leaving the arena unmounted.
3. All unauthorised assistance (refer to 80).
4. Not stopping when the bell is rung during the test.

80. Unauthorised Assistance

1. Any physical intervention by a third party between the crossing of the starting line in the correct direction and the crossing of the finishing line after jumping the last obstacle, whether solicited or not, with the object of helping the Athlete or his Horse is considered to be unauthorised assistance.
2. In certain exceptional cases, the Ground Jury may authorise the Athlete to enter the arena on foot or with the help of another person, without this being considered as unauthorised assistance.
3. Any help given to a mounted Athlete to adjust his saddlery or bridle or to hand him a whip while mounted during the round will incur Elimination. To hand a mounted Athlete his spectacles during his round is not considered to be unauthorised assistance.
4. Earphones and/or other electronic communication devices are strictly prohibited in PC Jumping Competitions, and such usage is penalized by Elimination.

MEDICAL ARMBAND

The Pony Club Association of Qld Inc - Form PCAQ-4 – Medical Arm Band Information		
<u>Medical Data</u>	<u>Primary Physician</u>	<u>Rider's Personal Data</u>
Previous Injuries (Yes or No) No Yes <input type="checkbox"/> <input type="checkbox"/> Head <input type="checkbox"/> <input type="checkbox"/> Concussion <input type="checkbox"/> <input type="checkbox"/> Face <input type="checkbox"/> <input type="checkbox"/> Neck <input type="checkbox"/> <input type="checkbox"/> Back <input type="checkbox"/> <input type="checkbox"/> Abdomen <input type="checkbox"/> <input type="checkbox"/> Limbs	Doctor's Name AddressP/code..... Phone	Full Name Permanent AddressP/code..... Date of Birth/...../..... Home Phone No
Operations & Medical Conditions (Yes or No) <input type="checkbox"/> <input type="checkbox"/> Diabetes <input type="checkbox"/> <input type="checkbox"/> Epilepsy <input type="checkbox"/> <input type="checkbox"/> Blackouts <input type="checkbox"/> <input type="checkbox"/> Asthma <input type="checkbox"/> <input type="checkbox"/> Heart <input type="checkbox"/> <input type="checkbox"/> Lung	1st Emergency Contact Name & Relationship Phone	Mobile Phone No Horse Float/Truck Make Rego Colour
Other (Yes or No) <input type="checkbox"/> <input type="checkbox"/> Normal Sight <input type="checkbox"/> <input type="checkbox"/> Do you wear Glasses? <input type="checkbox"/> <input type="checkbox"/> Do you wear Contacts? <input type="checkbox"/> <input type="checkbox"/> Normal Hearing	2nd Emergency Contact Name & Relationship Phone	Medicare Number Health Fund Fund Membership Number
Allergies	Dentist's Name AddressP/code..... Phone	Blood Group Date of last Tetanus Shot/...../.....
Current Medication	Phone	

Annex 2 – Problems at Cross Country Obstacles

Diagram of Cross Country Obstacles and Faults

The following Diagrams are non-exhaustive examples for reference. The wording of the respective rules will prevail.

Diagram nr 1

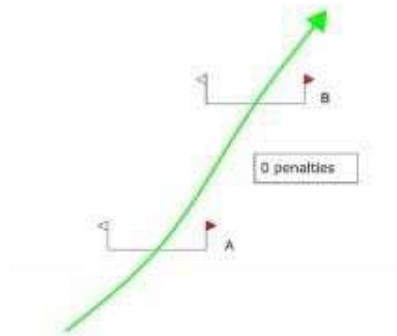


Diagram nr 2

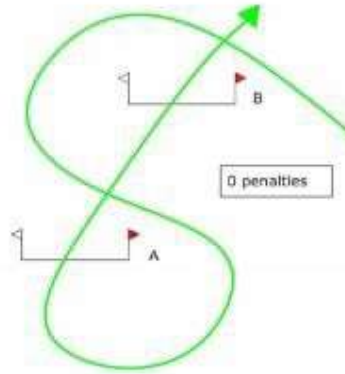


Diagram nr 3

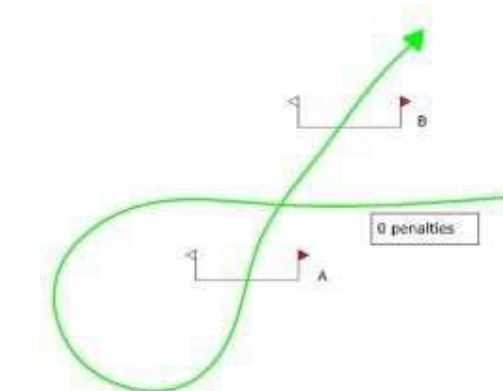


Diagram nr 4

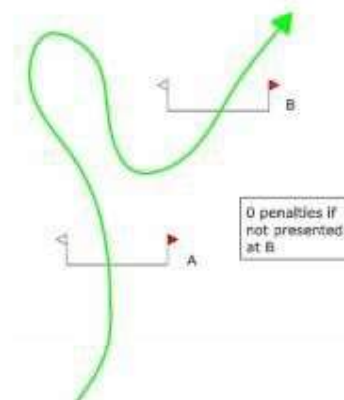


Diagram nr 5

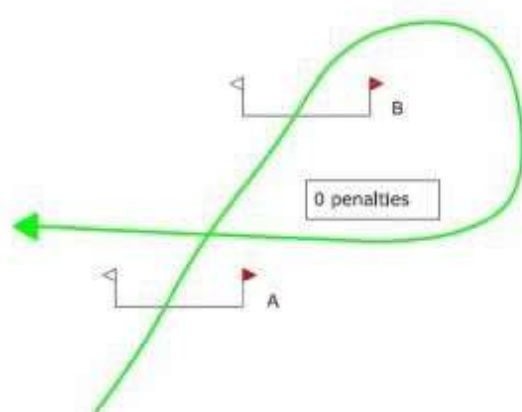


Diagram nr 6

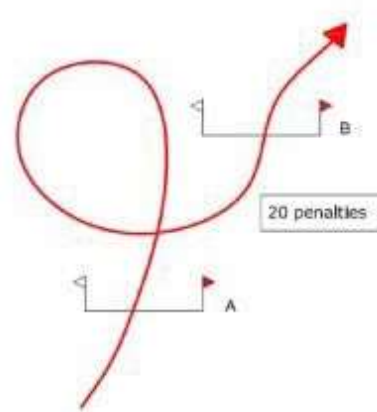


Diagram nr 7

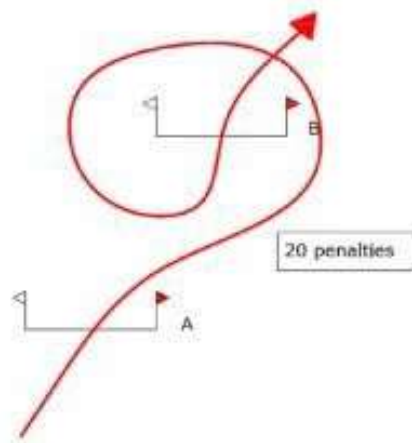


Diagram nr 8

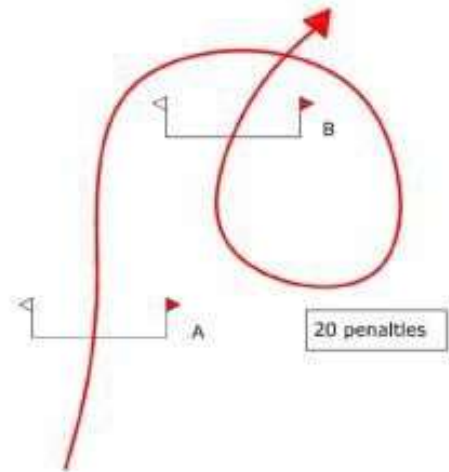


Diagram nr 9

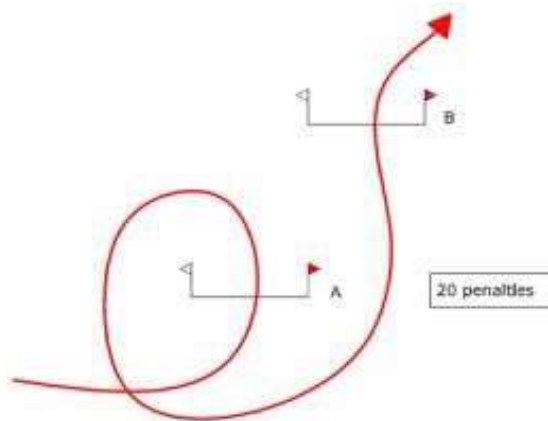


Diagram nr 10

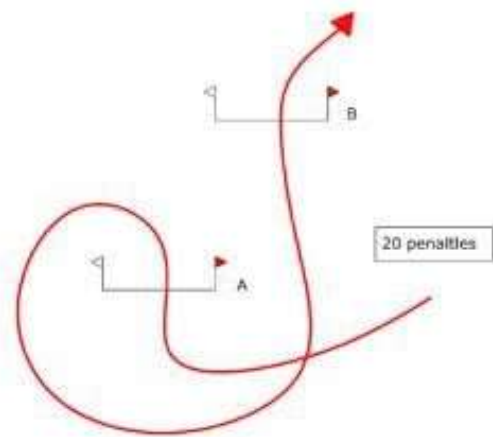


Diagram nr 11

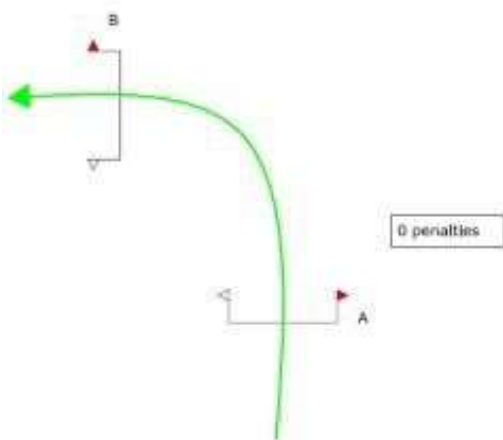


Diagram nr 12

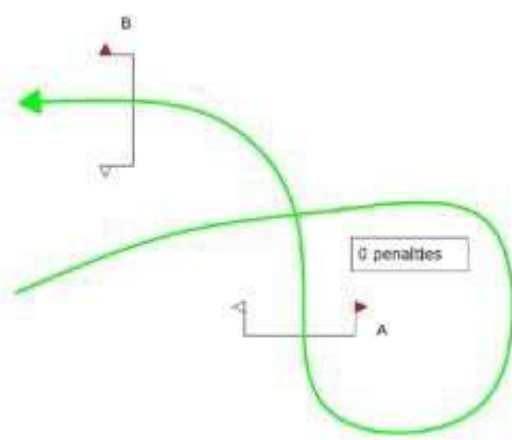


Diagram nr 13

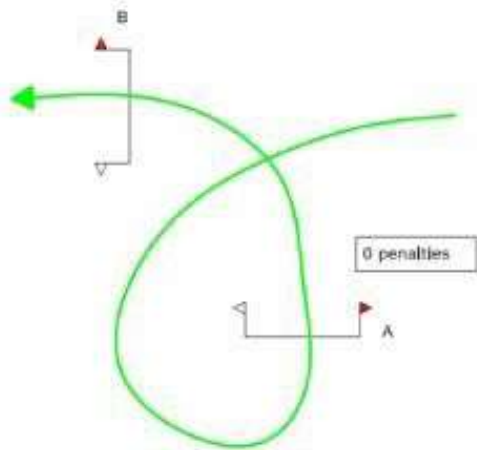


Diagram nr 14

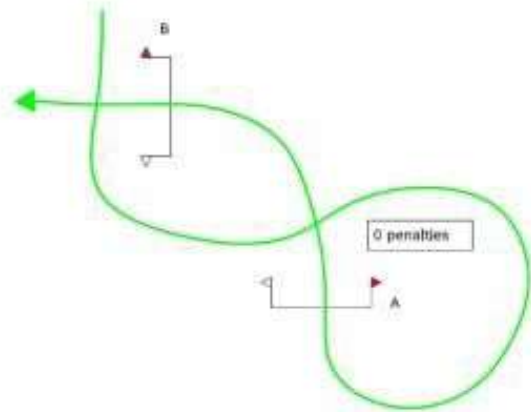


Diagram nr 15

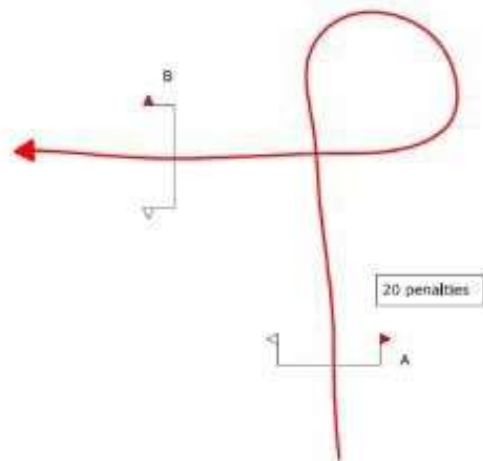


Diagram nr 16

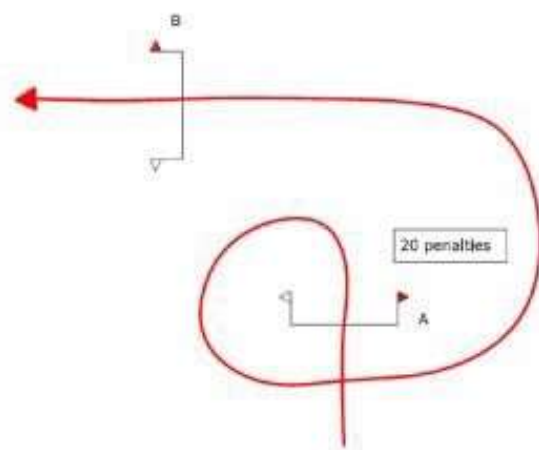


Diagram nr 17

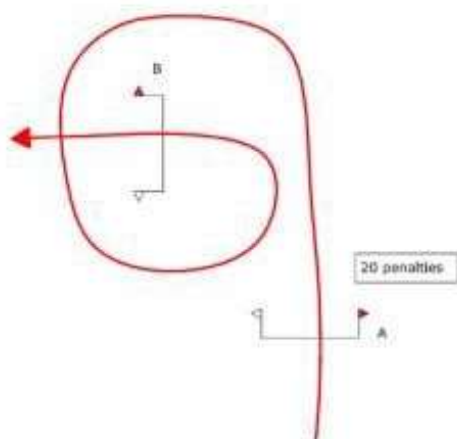


Diagram nr 18

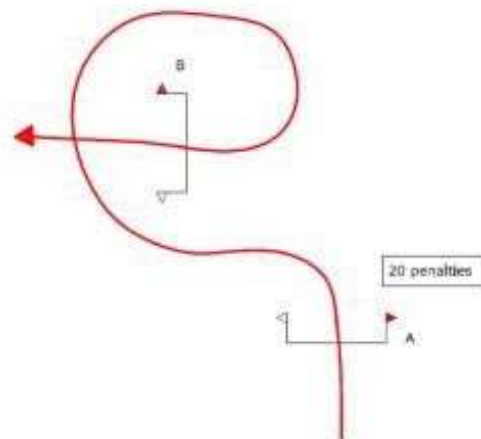


Diagram nr 19

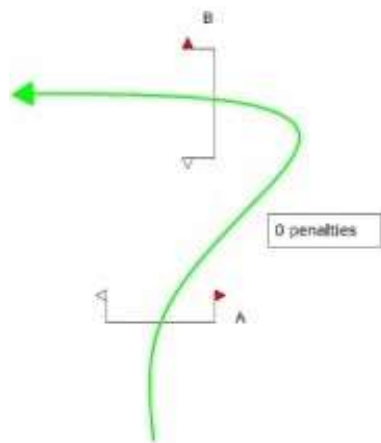


Diagram nr 20

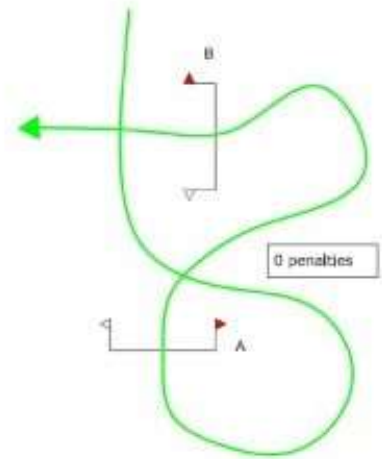


Diagram nr 21

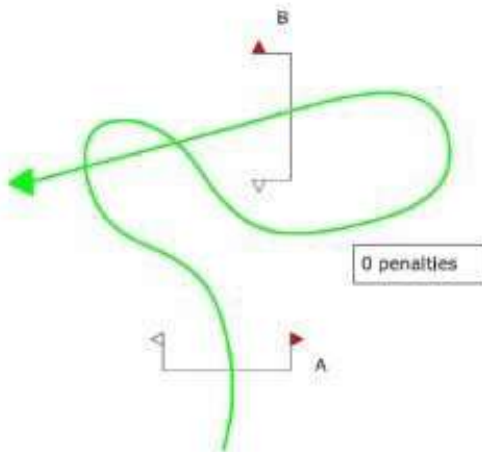


Diagram nr 22

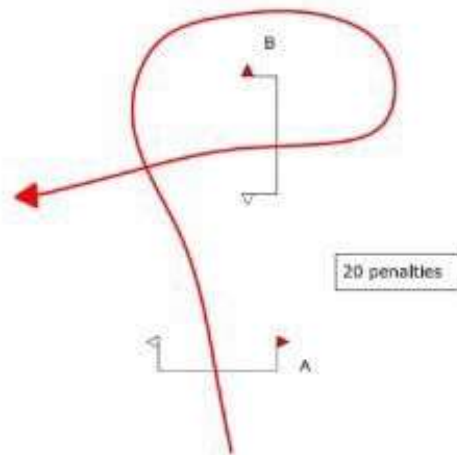


Diagram nr 23

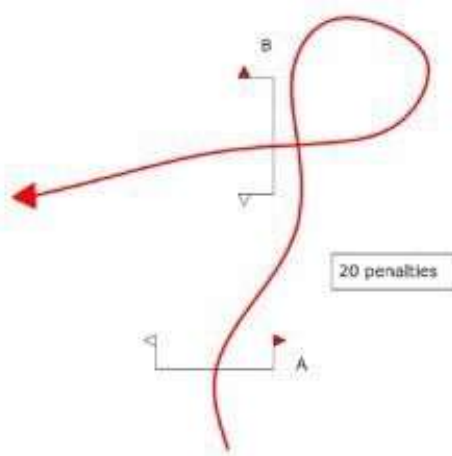


Diagram nr 24

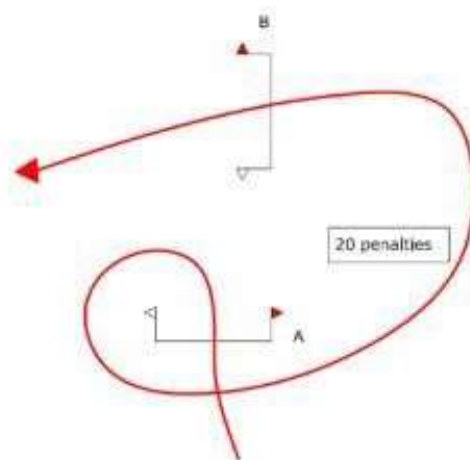


Diagram nr 25

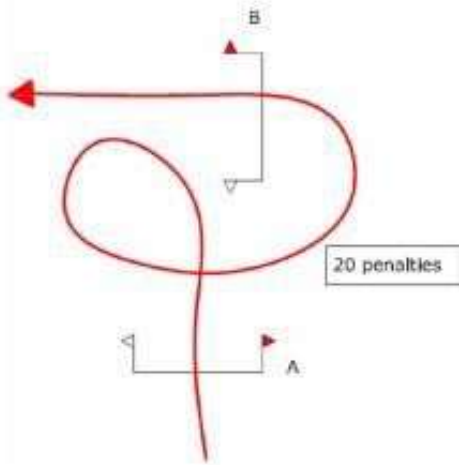


Diagram nr 26

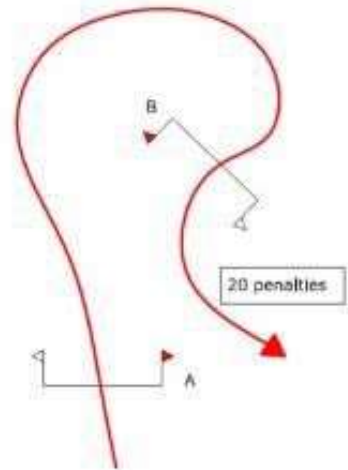


Diagram nr 27

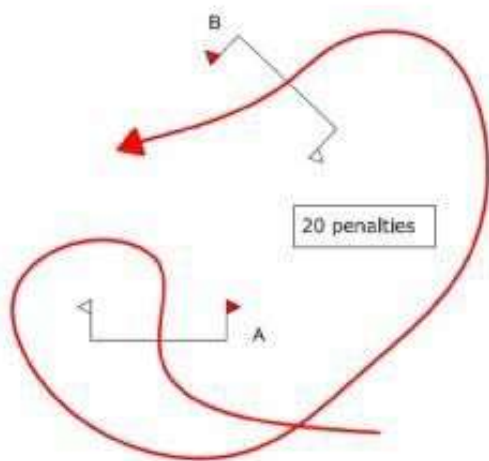


Diagram nr 28

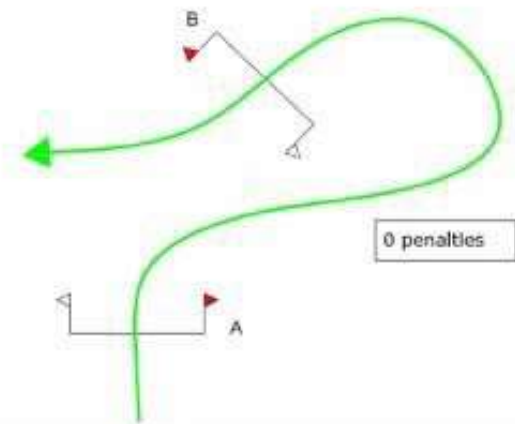


Diagram nr 29

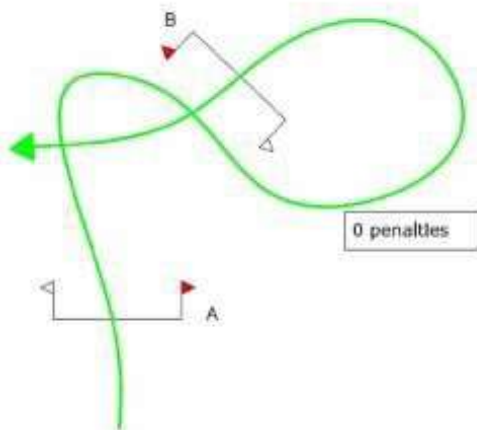
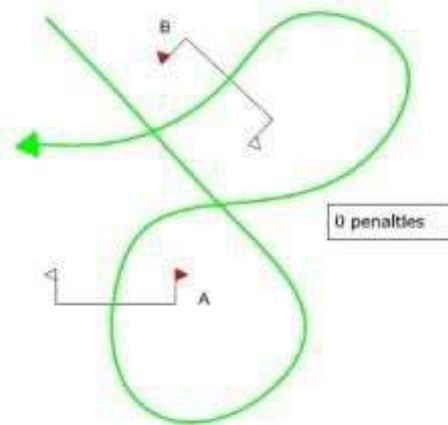


Diagram nr 30



ANNEX 1: Cross Country and Jumping Specifications for Low Level Eventing

Low Level Events	Ev45 cms (Newcomers)	Ev60 cms (Pre-Introductory)	Ev80 cms (Introductory, 12 & U Intro)
CROSS COUNTRY OBSTACLES			
Heights			
-Fixed	0.45 m	0.60 m	0.80 m
-Brush	0.60 m	0.75 m	1.00 m
Spreads			
-Highest Point	0.60 m	0.80 m	0.80 m
-Base	0.80 m	1.20 m	1.20 m
-Without Height	1.00 m	1.20 m	1.40 m
Drops			
-Maximum	0.60 m	0.80 m	1 at 1.00 m
Height of obstacle/bank into water			
- With drop	not allowed	not allowed	not allowed
- Without drop (Beach entry)	allowed	allowed	allowed
- Exit only	Beach exit or may do jump out which is not to exceed maximum height for the class		
Water			
- Maximum Depth	0.35m	0.35m	0.35 m
- Minimum width of crossing	6.00 m	6.00 m	6.00 m
Height of roof/solid barrier above ground	3.50 m	3.50 m	3.50 m
CROSS COUNTRY COURSE			
Speed	325 mpm	350 mpm	400 mpm
Distance	1000 - 1950 m	1050-2015 m	1500-2500 m
Number of efforts	10 - 25	15 - 25	15 -25
JUMPING TABLE			
Length - Recommended	300- 450m	300- 450m	450-550 m
Speed	300 mpm	300 mpm	300 mpm
No. of Obstacles/Maximum Efforts	9/10	9/10	9/10
Maximum Height	0.45 m	0.60 m	0.8 m
Spreads			
Oxer Spread	0.50 m	0.75 m	0.90 m
Triple Bar Spread	0.80 m	1.00 m	1.20 m
Open Water	Not allowed	Not allowed	Not allowed
Combinations	1 x Double	1 x Double	1 x Double

Annex 1 – Horse Trials Specifications for ODE – as at January 2019

Cross Country Obstacles Maximum Dimensions

Obstacles	Preliminary	One Star	Two Star
Heights			
- Fixed	0.95m	1.05m	1.10m
- Brush	1.15m	1.25m	1.30m
Spreads			
- Top	1.00m	1.20m	1.40m
- Base	1.50m	1.80m	2.10m
- Without height	2.00m	2.40m	2.80m
Drops – maximum	1.20m	1.40m	1.60m
WATER:			
Height of obstacle/bank into water			
- with drop or without drop	0.30m	0.80m	1.10m
- depth entry to exit	0.35m	0.35m	0.35m
- minimum width of crossing	6.00m	6.00m	6.00m
Height of roof or fixed/solid barrier Above ground	3.50m	3.50m	3.50m
Cross Country Course:			
Speed	450 mpm	500 mpm	520 mpm
Time: Min. & Max.	4'26"-6'40"	4'00"-6'00"	5'00"-6'00"
Distance	2000-3000m	2000-3000m	2600-3120m
Number of Efforts	15 – 25	20 – 25	25-30
Showjumping Course:			
Jumping Table	Preliminary	One Star	Two Star
Distance- Recommended	450-550m	550-600m	550-600m
Speed **if arena is less than 2300 square m, max. speed for any level shall be 325mpm	325mpm	325mpm	350mpm**
Height	0.95m	1.05m	1.15m
Oxer spread	1.00m	1.20m	1.35m`
Triple Bar spread	1.40m	1.50m	1.55m
No.Obstacles/Max Efforts	9/10	9/10	10-11/13
Combinations	1 x Double	1 x Double	2 x Doubles or 1 x Double & 1 x Treble

ALL STEWARDS MUST ATTEND THE BRIEFING BEFORE THE CROSS COUNTRY PHASE STARTS

STEWARDS MUST HAVE A TIME PIECE WITH SECONDS

JUMP NUMBERS

EACH GROUP/GRADE **MUST** JUMP BETWEEN THE FLAGS OF THEIR COLOURED NUMBER JUMPS ONLY

Official Classes

Yellow **Two Star**
Pink **One Star**
Red Preliminary
White Introductory
Orange 12Yrs & Under **Introductory**
Green **Pre-Introductory**
Any Other Colours - Unofficial Classes

PENALTIES FOR FAULTS

Disobediences:	Penalties
1 st refusal, run-out or circle	20
2 nd refusal, run-out or circle at the same obstacle	40
3 rd refusal, run-out or circle at the same obstacle	Elimination
4 th refusal, run-out or circle on the course	Elimination

Falls:

Fall of horse or rider ANYWHERE on the course Elimination
Short Course Horse Trials as above, and 4 penalties for show jumping obstacle knocked down.

After a fall a rider must be medically examined before any subsequent riding.

DEFINITION OF FAULTS

Faults will be penalized unless, in the opinion of the jump judge, they are clearly NOT connected with the negotiation of a numbered obstacle or element.

FAULTS are refusals, run-outs, circles

- (a) Exceeding 30cm height
A horse is considered to have refused if it stops in front of the obstacle or element to be jumped.
- (b) Less than 30cm height
A stop followed immediately by a standing jump is not penalized, but if the halt is sustained or in any way prolonged, this constitutes a refusal. The horse may step sideways but if the horse steps back even one foot, this is a refusal.
- (c) After a refusal, if the competitor redoubles or changes his efforts without success, or if the horse is re-presented at the obstacle after stepping back, and stops and steps back again, this is a second refusal, and so on.
- (d) At separately numbered obstacles, a competitor may circle between or around them without penalty, provided that he has not re-presented his horse at the second or subsequent obstacles. A circle will always be penalized when it occurs between the elements of a multiple obstacle.

MULTIPLE ELEMENT JUMPS

e.g. 8A – 8B – 8C – This is considered as **one** jump. **If a rider jumps 8A & 8B successfully, then refuses at 8C – he has the OPTION of re-attempting 8C or starting again at 8A or 8B.**

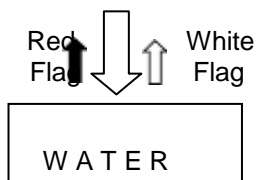
OPTIONAL JUMPS

Where obstacles can be jumped in one effort but have options involving two or more efforts, each of these options are lettered as an element. Alternative obstacles or elements are flagged separately and are identified by the same number/letter as the direct route. Both sets of flags are marked with a black line. Such black flag alternatives are to be judged as separate obstacles or elements.

If a competitor refuses on one option and then elects to jump the second option the faults carry on. If a competitor jumps **both options** the penalty is elimination.

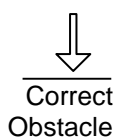
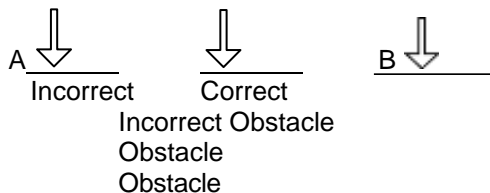
Water Jump

Approach & entry to water jump must be through the flags (i.e. no practicing beforehand) If there is any doubt, a continuous line will be drawn on map from previous jump.



Jumping incorrect obstacle before the correct one for that class.

- A. Where obstacles are side by side, counted as a corrected deviation of course, 20 penalties.
- B. Where obstacle is situated before (or away from) the correct obstacle, no penalty, loss of time only.



MORE DRAWINGS ON ANNEX 2

WRITING ENTRIES ON YOUR SHEETS

DO NOT WRITE ANY RIDER'S NUMBER ON YOUR SHEETS UNTIL THE RIDER APPROACHES YOUR JUMP.

FORBIDDEN (UNAUTHORISED) ASSISTANCE

Outside assistance to any rider could eliminate the rider. Do not give directions or information to a rider. If you see a rider receiving help, note it on your sheet. If you see one rider following close behind another and you think that the second is gaining assistance to get over the obstacle, note it on your sheet.

A competitor may receive clarification of jumping penalties from the Obstacle judge e.g. after having knocked a flag at a corner obstacle or if jumping the incorrect side of a flag.

ASSISTANCE

A competitor may be handed his/her whip, hat or spectacles at any time without incurring penalties.

COMPETITOR IN DIFFICULTY AT AN OBSTACLE

Any rider in difficulty **must clear the way** for an oncoming rider. You must instruct the rider in difficulty to clear the way.

OBSTACLE OBSTRUCTED

Only stop oncoming riders if (in your opinion) it is not safe for the next rider to take the jump, i.e. a fallen horse or rider is on or blocking the jump.

STOPPING RIDERS

If you do stop the riders, note the time each rider was stopped and record this on your sheet. Then, when requested, start them at 1 minute intervals in the order in which they were stopped. Do not stop the riders if a jump is knocked down. Try to fix it between riders. If you are unable to repair the jump, any rider who jumps the broken jump should not be penalised.

INABILITY TO READ BACK NUMBER

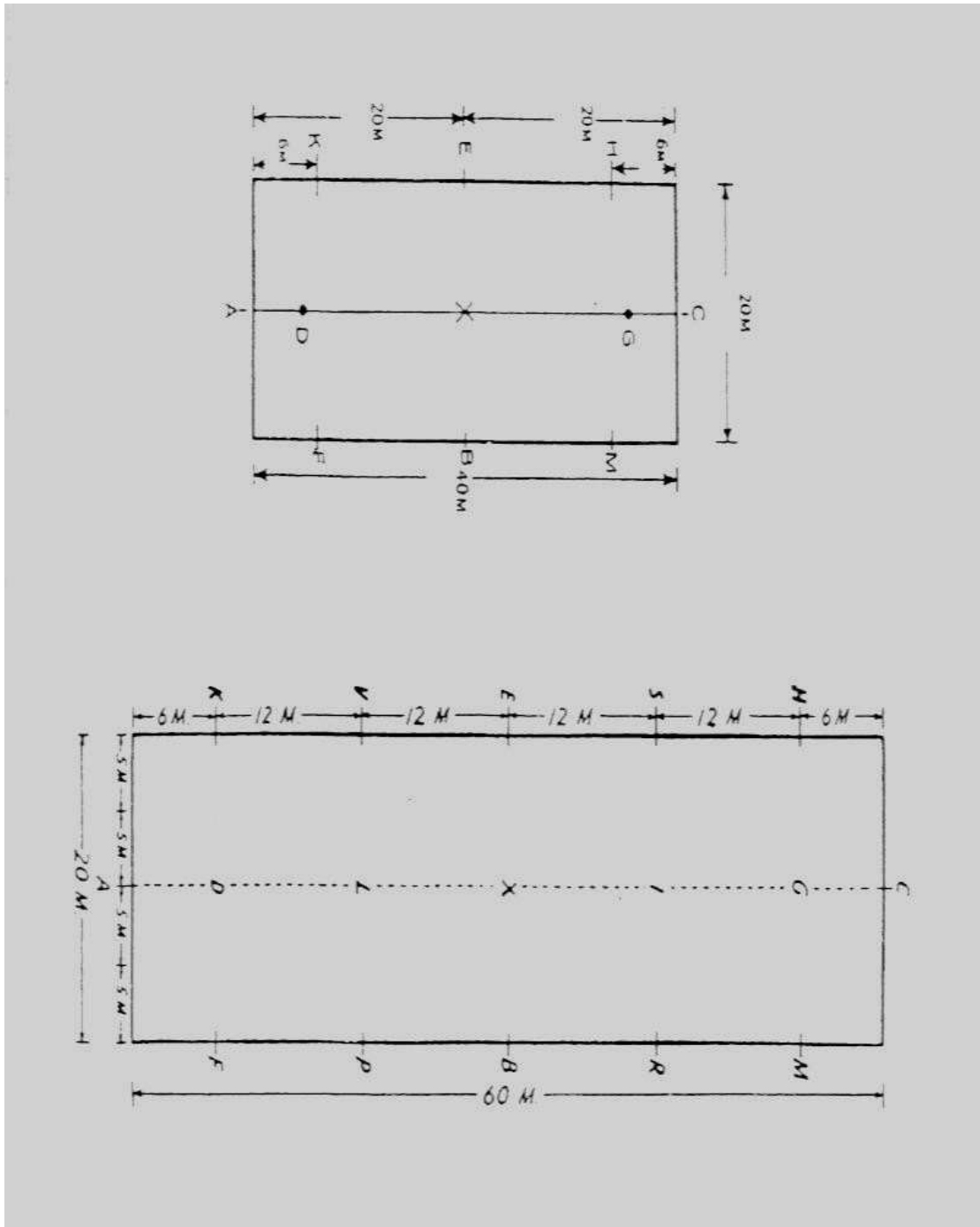
If you are unable to read the rider's back number: - make a note of the details of the horse & rider, e.g. colour of horse, rider's shirt, saddlecloth, etc.

OBSTACLE JUDGES

Please remain for 30 minutes after the cross-country scores are posted, in case of objections and please see the scorer after you return from the cross-country course.

THESE ARE ONLY ABBREVIATED RULES. IF YOU ARE IN ANY DOUBT, PLEASE SEE AN OFFICIAL FOR A FULL EXPLANATION. **THANK YOU FOR YOUR HELP.**

Annex 3 – Dressage Arenas



Alternative Blacklined fences

